



ADDENDUM NO.: 3

Description: Furnish, deliver, and install wayfinding signage

Project: Medgar Evers College

Bid Due Date: 12/9/2024 2:30 PM

Specifics of the Addendum: The purpose of Addendum #3 is to Extend the bid opening date and provide responses to RFIs.

Bids are due by 2:30 p.m. on ~~Thursday, November 7th, 2024~~ 2:45 p.m. on ~~Friday, November 15th, 2024~~ 2:30 p.m. on ~~Monday, December 2nd, 2024~~ **Monday, December 9, 2024.**

Location: Medgar Evers College, Bedford Building, 1650 Bedford Ave, Brooklyn, NY 11225

Contact: Kevin Towle, Procurement Administrator, DASNY, 515 Broadway, Albany, NY 12207, (518) 257-3209, ktowle@dasny.org.

Q#	Question	Response
1	[Bidders] are bidding on furnishing and installing text only, or images and text?	<i>The bidders are to furnish and install all sign types as shown in the "Updated Wayfinding & Interior Signage Bid Set Dated 11/21/2024" (see attached).</i>
2	Who will produce the artwork?	<i>The phrases shown on photos 1, 4, and 5 are to be furnish and install by the Vendor, the artwork and the Polymer Resin Panels are existing.</i>
3	Per contract document Attachment B is to have all technical information but the Materials cover page is missing so that we do not understand fully what all of the material nomenclature call outs listed are, for example, sign type 02 "Interior Brand ID" calls out material M3 & F1 but we have no way of knowing what these materials or colors are, usually a drawing deck would have a single page that is dedicated to the various	<i>Refer to Page 4 "Typography & Finishes" on Updated Wayfinding & Interior Signage Bid Set Dated 11/21/2024,</i>

	materials, colors, and fonts as required	
4	Is a bid bond required for this project?	<i>Bonds are not required.</i>
5	What is the quantity of Item #12 (Emergency Exit ID)?	<i>Refer to attached to Page 3 “Sign Type List & Quantity” Updated Wayfinding & Interior Signage Bid Set Dated 11/21/2024,</i>
6	<p>What are the the dimensions for the Medgar Evers Phrase Quote for the following:</p> <ol style="list-style-type: none"> 1. Photo#1 Location. Lobby (Page 39) 2. Photo #4 Location: 1st Floor Lounge 1024 (Page 42) 3. Photo#5 Location: W. Lobby (Page 43) 	<ol style="list-style-type: none"> 1. <i>Photo#1 Location. Lobby (see Updated Wayfinding Plan / MEC Phrases quotes-Distribution Marks and Exist. Signage)</i> 2. <i>Photo #4 Location: 1st Floor Lounge 1024 (see Updated Wayfinding Plan / MEC Phrases quotes-Distribution Marks and Exist. Signage)</i> 3. <i>Photo#5 Location: W. Lobby (see Updated Wayfinding Plan / MEC Phrases quotes-Distribution Marks and Exist. Signage)</i> <p><i>The required text size shall be 3”.</i></p>
7	What material should the signs to be made of?	<i>Refer to attached to Page 4 “Typography & Finishes” Updated Wayfinding & Interior Signage Bid Set Dated 11/21/2024.</i>
8	What are the dimensions of the glass that will be receiving the distraction markings?	<i>Total LF required is 26’-0”. Refer to attached updated Sign Type List & Quantity Page, Wayfinding Plan First Floor and enlarge (Photos 3, 6, and 8).</i>
9	What are the dimensions of the wall(s) that will be receiving the Medgar Evers phrases quotes?	<i>Wayfinding Plan First and second floor, and enlarge (Photos 1, 4, and 5).</i>
10	In photo #5, are Bidders to produce just the words, or also the face?	<i>The bidders are to furnish and install the phrases, the artwork and the Polymer Resin Panels are existing.</i>
11	Please provide a schedule that includes specification of colors, materials and finishes for all the signs. (material/color/finish specs for all codes: for example, M6, P3, P6, etc. Specification of all codes is requested).	<i>Refer to attached to Page 4 “Typography & Finishes” Updated Wayfinding & Interior Signage Bid Set Dated 11/21/2024.</i>
12	Specification for 22B flag mount classroom ID: materials, finish, sign thickness.	<i>Refer to attached to Page 31 “Classroom ID, Flag-Mounted” Updated Wayfinding & Interior Signage Bid Set Dated 11/21/2024.</i>

13	Lobby wall vinyl phrases: please provide wall dimensions/elevation drawing along with height required for the lettering (W Lobby; 1 st floor lounge 1024).	<i>Wayfinding Plan First and second floor, and enlarge (Photos 1, 4, and 5).</i>
14	Confirm current schedule installation start and completion dates.	<i>Contractor shall provide a Project Schedule to show the project durations for Submittal/Shop Drawing Review, Fabrication time, Installation, and punch-list and closeout.</i> <ul style="list-style-type: none"> • <i>Start date As Soon As Possible</i> • <i>End Date February 21, 2024</i>
15	The Vendor shall carry a cost for the Cleaning and Installation of the CUNY and MEC Signage which MEC is to provide.	<i>Refer to the Wayfinding Plan First Floor, Photo #9 for Installation Location, Photos 9A, 9B and SK-01 for details.</i>

All other terms and conditions of the original Invitation for Bids shall remain the same.



**WAYFINDING & INTERIOR SIGNAGE
BEDFORD AVENUE BUILDING**

ISSUED FOR BID
11.21.24

GENERAL SPECIFICATIONS

QUALIFICATIONS

Sign Fabricator: A Signage Fabricator who is able to prove demonstrated capability with a complete project record satisfactory to the Owner and who is able to prepare shop drawings and samples, and to manufacture, fabricate, assemble and install the work shown in these drawings.

Responsibility: The Fabricator shall assume responsibility for the quality of materials and workmanship required for the execution of the work shown herein. The Fabricator shall guarantee all materials and workmanship for a period of (3) year following the final acceptance of the work. During this period, if defects or faulty materials are found, the Fabricator shall proceed immediately upon notification by the owner to remedy the condition at his own expense, together with any damage to surrounding finishes or furnishings which occurred as a result of those defects.

Submittals: The Fabricator shall submit to Architect and Signage Consultant for approval, samples of finish, color swatches and final sign samples as required. Sample submittal and approval shall be for color, texture, and graphic image only. Compliance with all other requirements is the exclusive responsibility of the Fabricator.

The Fabricator shall submit full scale samples signs using actual materials as specified for the signs indicated. Samples shall be submitted to Signage Consultant and Architect for approval within 5 working days of receiving authorization to proceed.

The Fabricator shall furnish information and coordinate with related trades to assure satisfactory completion of the work. In all cases, where installation of mounting hardware involves other trades, coordination shall be through the Construction Manager. All installers will be of the appropriate unions to assure labor harmony.

Complete shop drawings shall be prepared by the Fabricator for all sign types calling out, in detail, specifications and dimensions including all message schedules and full size sections of typical sign types, if required. Fabricator shall submit shop drawing set to the Architect and Signage Consultant for approval before fabrications start.

The Signage Consultant will review up to 2 rounds of shop drawings. Additional rounds will be considered additional scope and billed accordingly.

Variations in quantities as determined by the Fabricator compared with the message schedule shall be reported to the Signage Consultant and Architect prior to submission of bid.

The Fabricator shall verify all measurements and take all field measurements necessary before fabrication. The Fabricator shall provide all materials and parts necessary to complete each sign type, even though such work is not definitely shown or specified. The Fabricator shall provide all bolts, and anchors, support, braces, connections, and other items necessary for completion of the work. The Fabricator shall form signs to shape and size with clean, clear, sharp lines and angles. Drilled holes for bolt or screw fasteners shall have clean, true lines and surfaces.

Exposed surfaces of work shall have a smooth finish, free of blemishes. Where tight fit is required, joints are to be made to a close fit. Work shall be accurately set to established lines and elevations and securely fastened into place. Work shall be executed and finished in accordance with approved drawings, cuts, details, and samples. Visible screw heads and fasteners shall occur only at locations indicated on the drawings and approved submittals. All edges and corners of finished letter forms and graphics are to be true and clean.

PLEASE REFERENCE TECHNICAL SPECIFICATIONS 10 14 00 - SIGNAGE - PROVIDED SEPARATELY.

GRAPHIC APPLICATION

Artwork: The Fabricator shall furnish all typography and all necessary artwork for reproduction, based on our Issued for Construction submission, except where noted or otherwise specified. The Final shop drawing submittals from the Fabricator to the Signage Consultant and Architect, which shows all layouts will be the proofs of actual copy layout approval prior to fabrication showing properly kerned copy.

All letter forms shall be aligned to maintain a base line parallel to the sign format. The typeface shall conform with sections including Colors and Typeface Section of our Issued for Construction submission set. Alternate type will not be accepted.

Letter and word spacing shall be optical but in conformance with the examples shown on the drawings.

Complete alphabets, numbers, punctuation and symbols shall be submitted to Signage Consultant / Architect for approval prior to any fabrication.

All letters, regardless of material or process, shall be executed in such a manner that all edges and corners of finished letterforms are true and clean. Letterforms with rounded positive and negative corners, edge build-up or bleeding will not be accepted.

ADA: Unless noted otherwise, all signs, where applicable, shall comply with ADA guidelines in respect to type size, tactile lettering and Braille usage, and mounting heights.

Walk-Through: The Fabricator shall arrange a meeting with the Sign Consultant and Architect at the site for the final location and alignment of sign elements.

Installation: The signs shall be installed at typical locations as specified in the respective drawings, at mounting heights indicated and by methods shown or specified.

Protection: The Fabricator shall protect the work and adjacent work and materials from damage during progress of the work until completion. Finished work shall be wrapped with paper, polyethylene film, or stripable waterproof tape for shipment and storage and protection for damage during installation.

Adjust and Clean: The Fabricator shall repair any damage incurred during installation to the satisfaction of the Sign Consultant / Architect. Signs which cannot be repaired to a new condition must be replaced. All sign surfaces must be clean, free of smudging and fingerprinting. All hardware and electrical equipment are to be adjusted to assure safe and proper operation and installation. All waste and debris shall be discarded. The Fabricator shall arrange with the General Contractor for the use of waste receptacle.

Message Schedule and Location Plans

Message Schedule: Room Numbering, Sign Number, Copy, and Quantity and any pertinent remarks are listed in the message schedule.

Copy and Graphics: The sign schedule shall indicate only the copy for each sign. Format for all copy shall be as specified on the drawing sheet for each sign.

Location Plans: Each sign shall be located typically as indicated on the sign drawing sheet. Conditions that may exist which prevent location of signage as specified shall be brought to the Sign Consultant and Architect's attention prior to installation.

PRICING

Bit Breakdown: The Fabricator shall provide unit prices for each sign type and extended costs for the total quantity of each sign type. The cost of installation shall be a separate lump sum for the entire project.

Unit Price Guarantee: The Fabricator shall provide unit price guarantees for the duration of the project. The Fabricator shall guarantee bid prices for 90 days. The Fabricator shall also provide a unit price schedule to the owner that will be guaranteed for a period of (1) year after completion of the job. Installation charges should be included as a separate item in the schedule.

Fabrications and Manufacturer

Verification: The Fabricator shall verify and be responsible for all dimensions and conditions shown on these drawings. Written dimensions shall take precedence over scaled dimensions.

The Sign Consultant and Architect shall be notified of any discrepancies in the drawings and/or graphic schedule, in field dimensions or conditions, and/or changes required in construction details.

Inspection: The Fabricator shall inspect condition of locations and surfaces where signs are to be installed. The Fabricator shall not proceed with installation until defects or errors which would result in poor installation have been corrected.

Design Intent: The drawings were issued to show design intent, not actual fabrication. The Fabricator will submit fully detailed shop drawings for written acceptance by Signage Consultant and Architect prior to fabrication. It is the responsibility of the Fabricator to bring any discrepancies in these drawings to the attention of the Signage Consultant prior to fabrication.

REQUIRED SAMPLES

(3) samples of each of the following sign types in the specified format are required to accompany any bid:

01A	DIMENSIONAL DEPARTMENT ID, 6" CH.: LETTER "S"
04	LEVEL DIRECTORY: FULL-SIZE SAMPLE OF LEVEL 2 PANEL
08D	RESTROOM ID FLAGMOUNTED: COMPLETED SIGN SAMPLE
07	ROOM ID: COMPLETED SIGN SAMPLE
20	ELEVATOR EGRESS: FULL-SCALE SECTION SAMPLE
21	OFFICE ID: COMPLETED SIGN SAMPLE

Material swatches (approx 4x4 squares, (3) of each material) to be provided for all material and painted colors.

Vinyl sample to be applied to clear acrylic for review.

SIGN TYPE LIST & QUANTITY

SIGN TYPE	DESCRIPTION	FLOORS		Grand Total
		1	2	
01A	DIMENSIONAL DEPARTMENT ID, 6" CH	001	000	001
01B	DIMENSIONAL DEPARTMENT ID, 4" CH	004	003	007
02	BRAND ID AT PUBLIC SAFETY	002	000	002
04	DIRECTORY	002	002	004
06	DIRECTIONAL	004	003	007
07	ROOM ID	021	031	052
07A	ROOM ID (LARGE)	002	000	002
08A	RESTROOM ID	006	005	011
08C	ALL GENDER RESTROOM ID	000	001	001
08D	RESTROOM ID FLAG MOUNTED	003	002	005
09	STAIR ID (OCCUPANCY)	003	003	006
11	EXIT STAIR ID	003	003	006
12	EMERGENCY EXIT ID	004	000	004
13	ELEVATOR JAMB ID	004	004	008
14	UTILITY ID	004	006	010
15	ROOF ID	001	001	002
16	REGULATORY ID	000	001	001
19	FIRE REGULATORY	000	002	002
20	ELEVATOR EGRESS	002	002	004
21	OFFICE ID	004	000	004
22	CLASSROOM INSERT HOLDER	006	022	028
22B	CLASSROOM ID, FLAG MOUNTED	000	012	012
23	INSERT HOLDER	002	002	004
24	PUSH/PULL	004	000	004
Grand Total		082	105	187

TYPOGRAPHY & FINISHES

TYPOGRAPHY

T1 UNIT REGULAR (OPTICAL KERNING / +0 LETTER SPACING)*

ABCDEFGHIJKLMNOPQRSTUVWXYZ
abcdefghijklmnopqrstuvwxyz
1234567890.,!@#\$%/'"&*()?

T2 UNIT REGULAR (OPTICAL KERNING / +20 LETTER SPACING)*

ABCDEFGHIJKLMNOPQRSTUVWXYZ
abcdefghijklmnopqrstuvwxyz
1234567890.,!@#\$%/'"&*()?

T7 UNIT BOLD (OPTICAL KERNING / +80 LETTER SPACING)

ABCDEFGHIJKLMNOPQRSTUVWXYZ
abcdefghijklmnopqrstuvwxyz
1234567890.,!@#\$%/'"&*()?

MATERIALS

CODE	MATERIAL/FINISH
M1	ALUMINUM, KYNAR FINISH
M2	ALUMINUM
M3	STAINLESS STEEL
M4	QUARRY CAST "CONCRETE GRAY"
M5	THERMOFORM, SUEDE FINISH
M6	P-95 FROSTED ACRYLIC
M7	OPTICALLY CLEAR ACRYLIC
M8	GALVANIZED STEEL
M9	GRAVOTAC
M10	OPTIX LD LIGHT DIFFUSING ACRYLIC WHITE 2447
M11	P-99 NON-GLARE ACRYLIC
M12	WHITE ACRYLIC
M13	GALVANIZED STEEL

VINYL

CODE	MATERIAL/FINISH
V1	3M MATTE WHITE VINYL
V2	3M MATTE BLACK VINYL

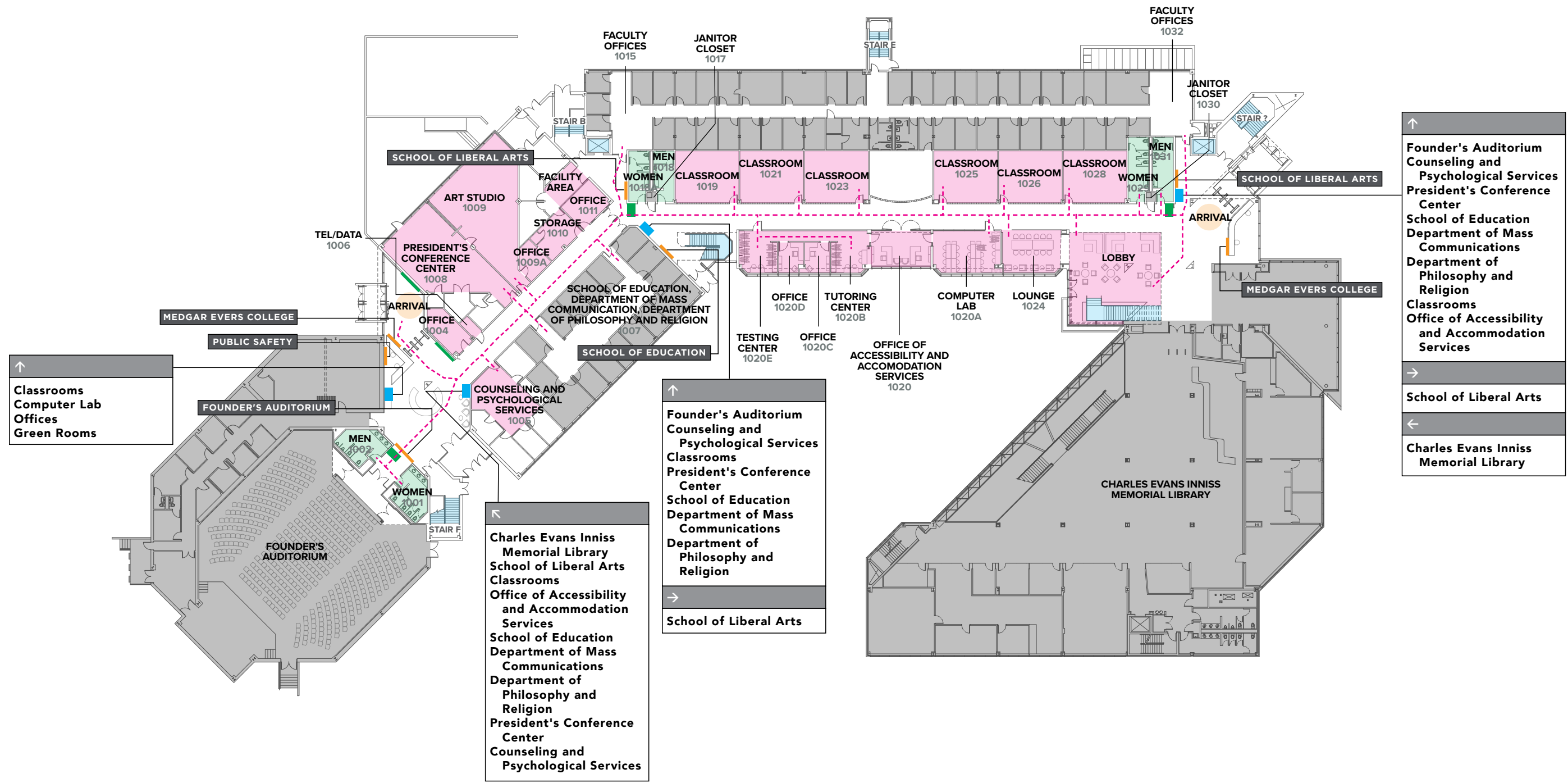
PAINT/INK

CODE	MATERIAL/FINISH
P1	"MEC GOLD" C: 1 M: 17 Y: 84 B: 0
P2	"MEC BLACK" C: 0 M: 0 Y: 0 B: 100
P3	BENJAMIN MOORE I-04
P4	PMS COOL GRAY 11 C
P5	PMS COOL GRAY 9 C
P6	PMS COOL GRAY 8 C
P7	PMS COOL GRAY 5 C
P8	PMS COOL GRAY 2 C
P9	PMS 186 C

*ALTERNATE NON-DESCENDING NUMERALS USED FOR CODE SIGNAGE.

WAYFINDING PLAN FIRST FLOOR

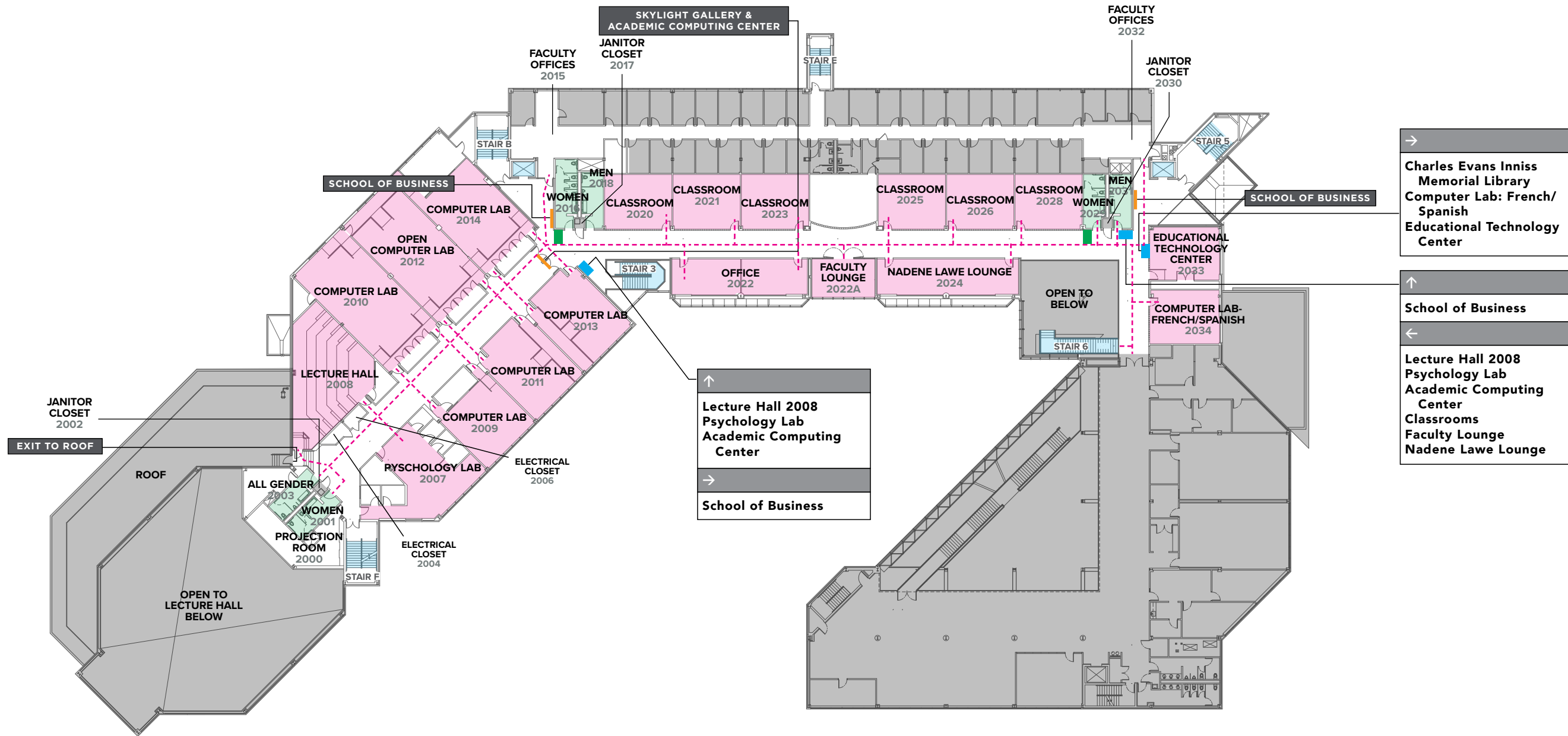
MEC TO CONFIRM ALL MESSAGES FOR WAYFINDING.



- LEGEND**
- DESTINATION LOCATIONS
 - OFFICES / OUT OF SCOPE
 - ELEVATORS & STAIRS
 - RESTROOMS
 - ARRIVAL
 - PEDESTRIAN TRAFFIC
 - DIRECTIONAL SIGNAGE
 - RESTROOM ID FLAG
 - DIMENSIONAL LETTERS
 - DIMENSIONAL (?) QUOTES
 - EXTERIOR BRAND ID

WAYFINDING PLAN SECOND FLOOR

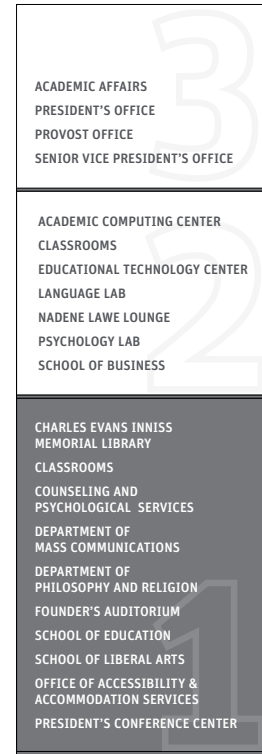
MEC TO CONFIRM ALL MESSAGES FOR WAYFINDING.



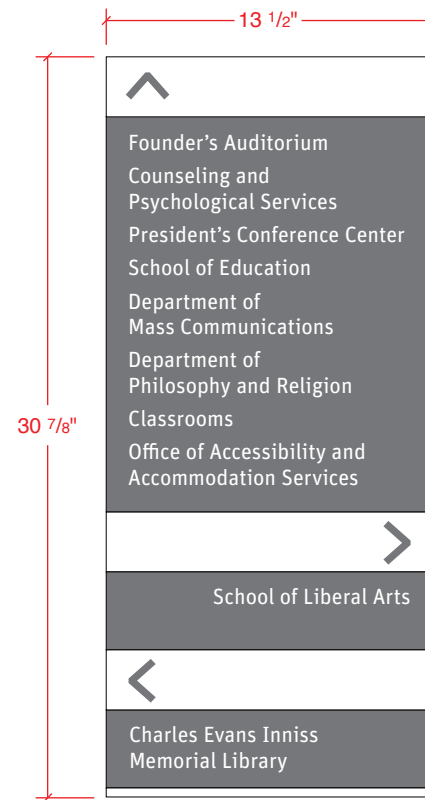
LEGEND

- DESTINATION LOCATIONS
- OFFICES / OUT OF SCOPE
- ELEVATORS & STAIRS
- RESTROOMS
- ARRIVAL
- PEDESTRIAN TRAFFIC
- DIRECTIONAL SIGNAGE
- RESTROOM ID FLAG
- DIMENSIONAL LETTERS
- DIMENSIONAL (?) QUOTES
- EXTERIOR BRAND ID

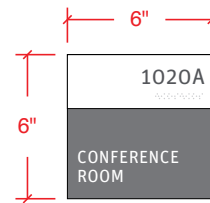
FAMILY OF SIGNS



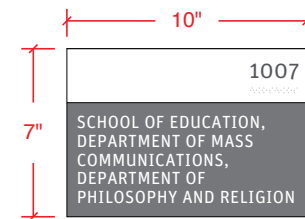
1 04 Level Directory
Scale: 1-1/2" = 1'-0"



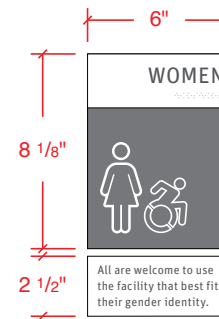
2 06 Directional
Scale: 1-1/2" = 1'-0"



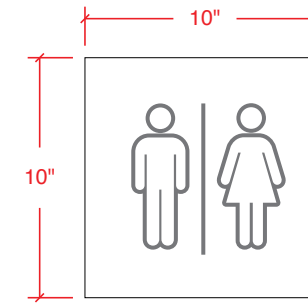
3 07 Room ID
Scale: 1-1/2" = 1'-0"



4 07A Room ID, Large
Scale: 1-1/2" = 1'-0"



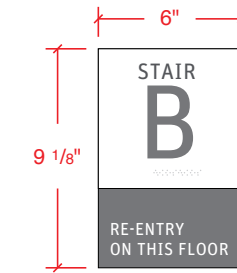
5 08A Restroom ID (Men/Women)
Scale: 1-1/2" = 1'-0"



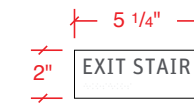
6 08D Restroom ID Flagmounted
Scale: 1-1/2" = 1'-0"



7 08C All Gender Restroom ID
Scale: 1-1/2" = 1'-0"



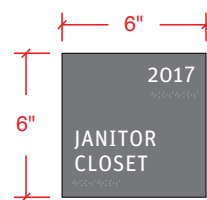
8 09 Stair ID (Occupancy)
Scale: 1-1/2" = 1'-0"



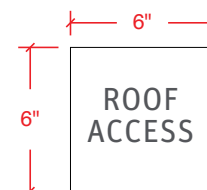
9 11 Exit Stair ID
Scale: 1-1/2" = 1'-0"



10 12 Emergency Exit ID
Scale: 1-1/2" = 1'-0"



12 14 Utility ID
Scale: 1-1/2" = 1'-0"



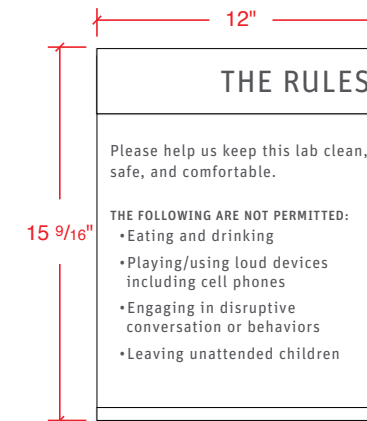
13 15 Roof ID
Scale: 1-1/2" = 1'-0"



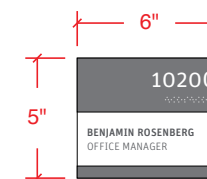
14 19 Fire Regulatory
Scale: 1-1/2" = 1'-0"




15 20 Elevator Egress
Scale: 1-1/2" = 1'-0"




16 16 Regulatory ID
Scale: 1-1/2" = 1'-0"



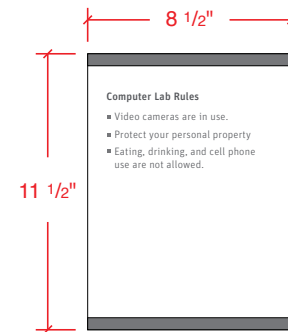
17 21 Office ID
Scale: 1-1/2" = 1'-0"



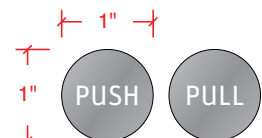
18 22 Classroom Insert
Scale: 1-1/2" = 1'-0"



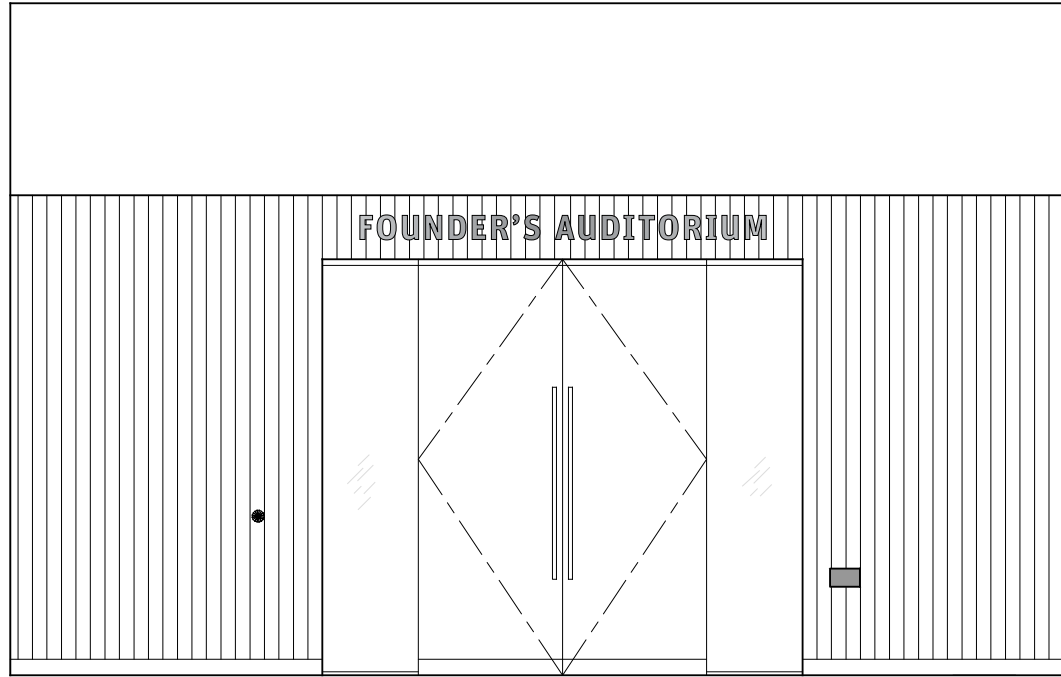
19 22B Classroom ID, Flag
Scale: 1-1/2" = 1'-0"



20 23 Insert Holder
Scale: 1-1/2" = 1'-0"

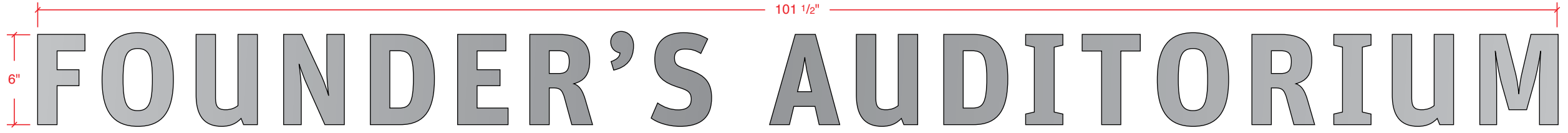


21 24 Push/Pull NTS



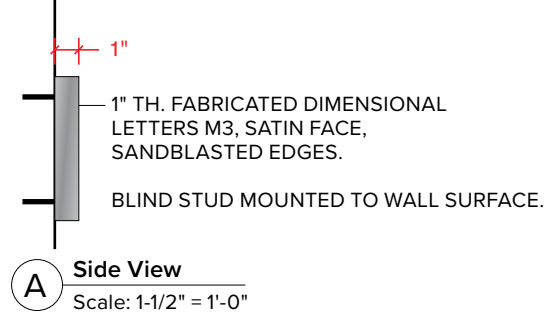
1 Elevation - Founder's Auditorium Doors
Scale: 1/4" = 1'-0"

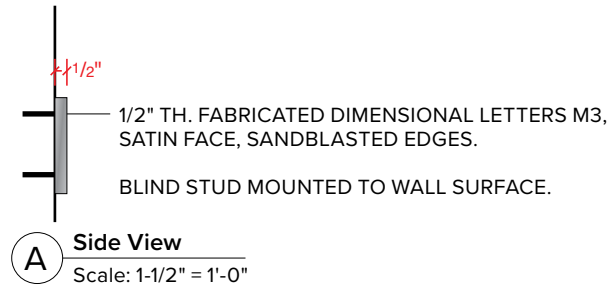
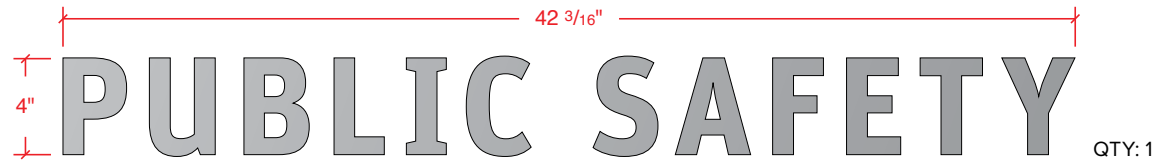
2 Site Photos
NTS



3 Detail - 01A Dimensional Department ID, 6" CH.
Scale: 1-1/2" = 1'-0"

QTY: 1

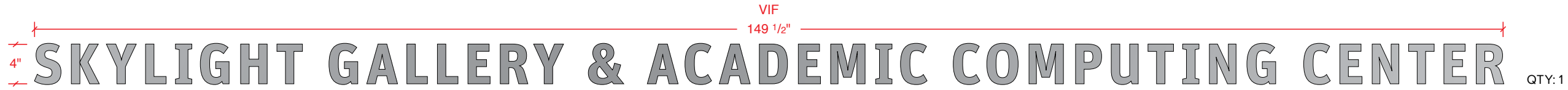
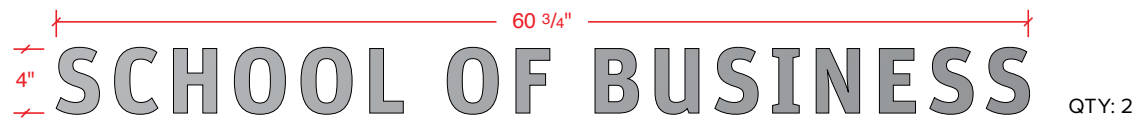




VERIFY ALL SITE DIMENSIONS AND MOUNTING CONDITIONS IN FIELD PRIOR TO FABRICATION.

1 Detail - 01B Dimensional Department ID, 4" CH.
Scale: 1-1/2" = 1'-0"

A Side View
Scale: 1-1/2" = 1'-0"



3 All Layouts
Scale: 1" = 1'-0"



PUBLIC SAFETY



SCHOOL OF EDUCATION



SCHOOL OF LIBERAL ARTS



SCHOOL OF BUSINESS




SKYLIGHT GALLERY & ACADEMIC COMPUTING CENTER

2 Site Photos
Scale: 1-1/2" = 1'-0"

02 BRAND ID AT PUBLIC SAFETY WEST ENTRANCE ELEVATION



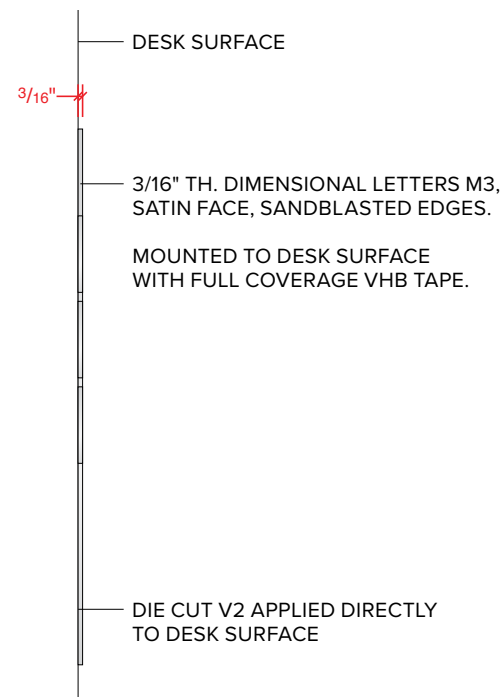
1 Elevation - West Entrance Public Safety Desk
Scale: 3/8" = 1'-0"



2 Detail - 02 Interior Brand ID
Scale: 1-1/2" = 1'-0"

QTY: 2

VERIFY SECOND LOCATION IN FIELD
PRIOR TO FABRICATION.



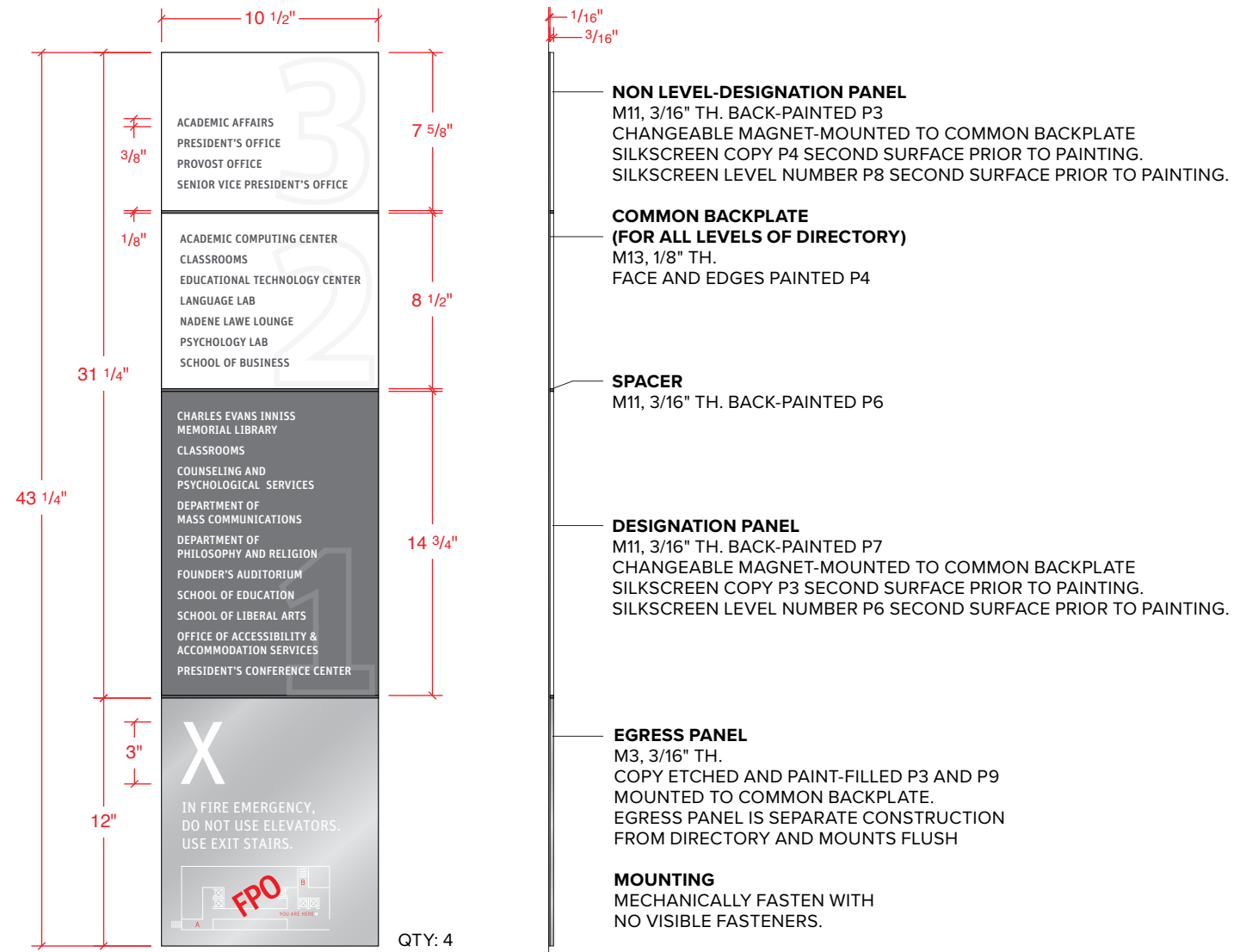
A Side View
Scale: 1-1/2" = 1'-0"



3 Site Photo
NTS

04 DIRECTORY ELEVATION AT ELEVATOR

VERIFY ALL SITE DIMENSIONS AND MOUNTING CONDITIONS IN FIELD PRIOR TO FABRICATION.
FINAL MESSAGE TO BE REVIEWED AND APPROVED BY MEC PRIOR TO FABRICATION.
EGRESS MAP PROVIDED BY FABRICATOR TO FOLLOW MAP TEMPLATE.



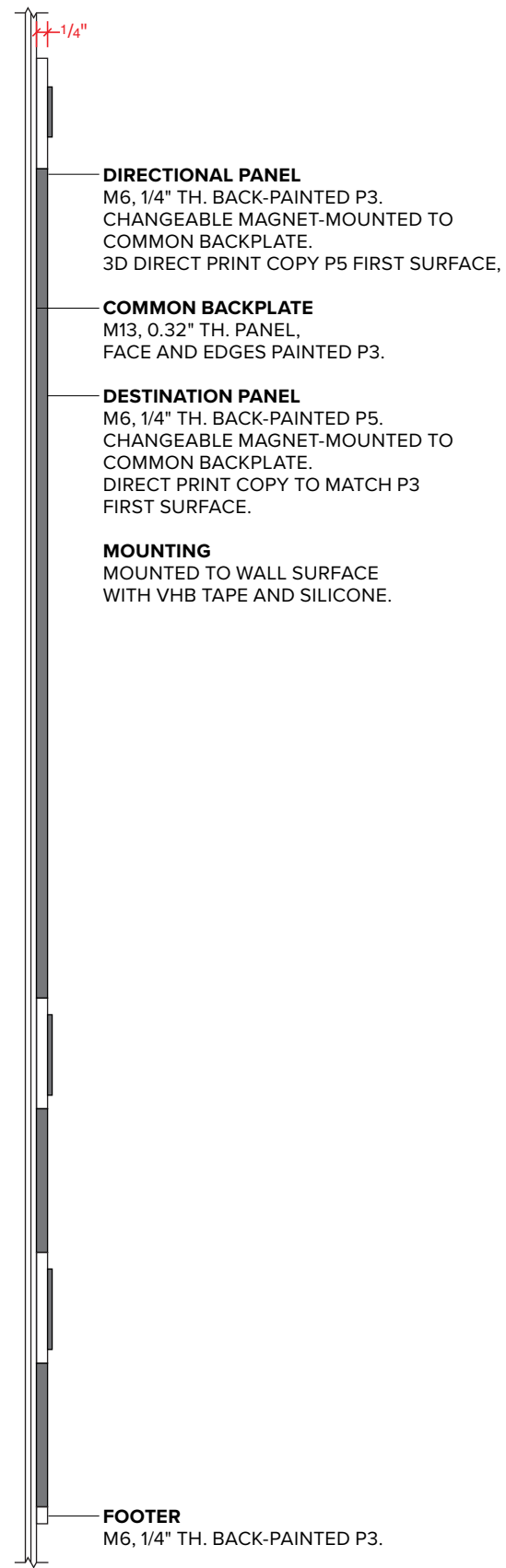
1 Detail - 04 Directory
Scale: 1-1/2" = 1'-0"



06 DIRECTIONAL EAST ENTRANCE LAYOUT & ELEVATION



1 O1 Directional - First Floor Lobby Layout QTY: 7
Scale: 1/4 Full Size



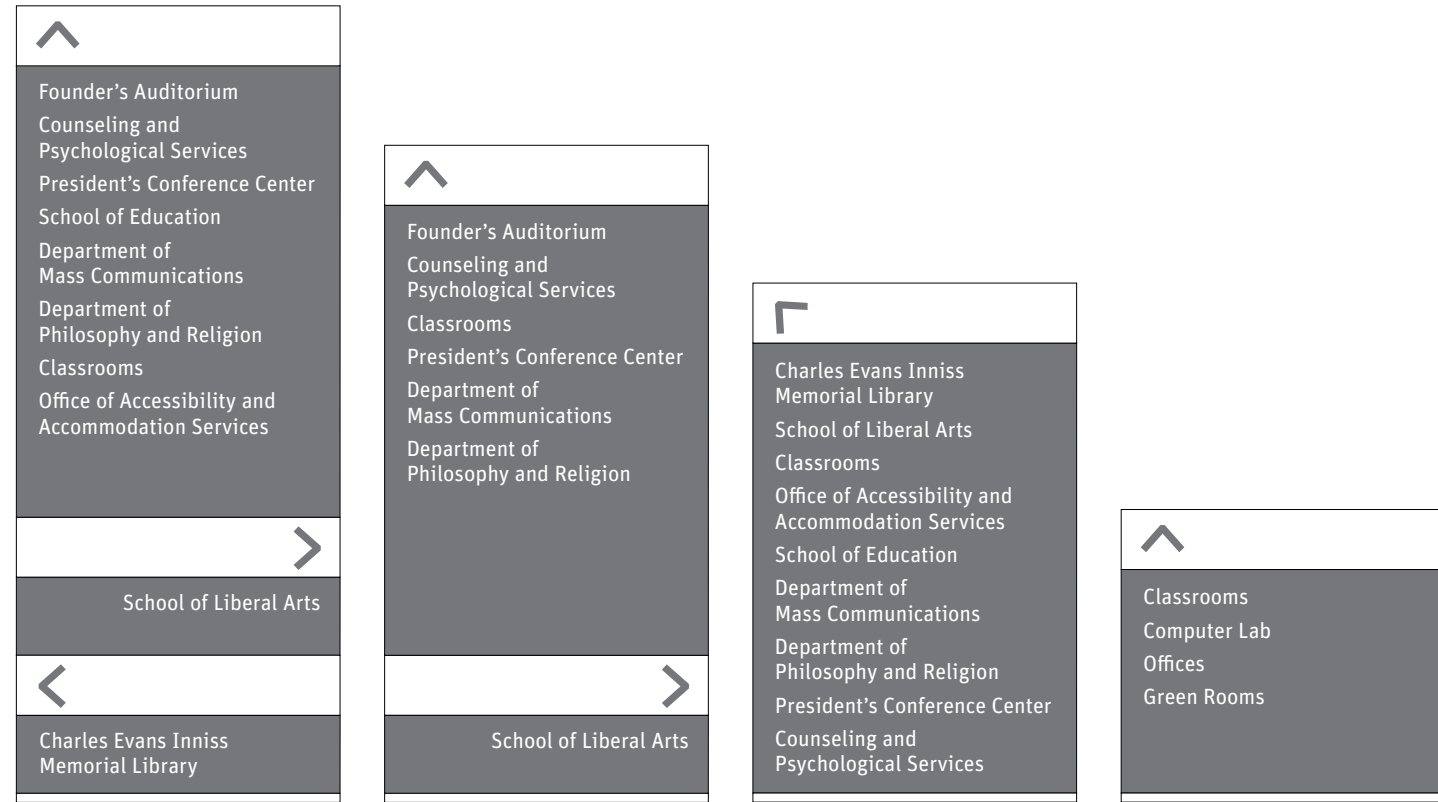
A Section
Scale: 1/4 Full Size



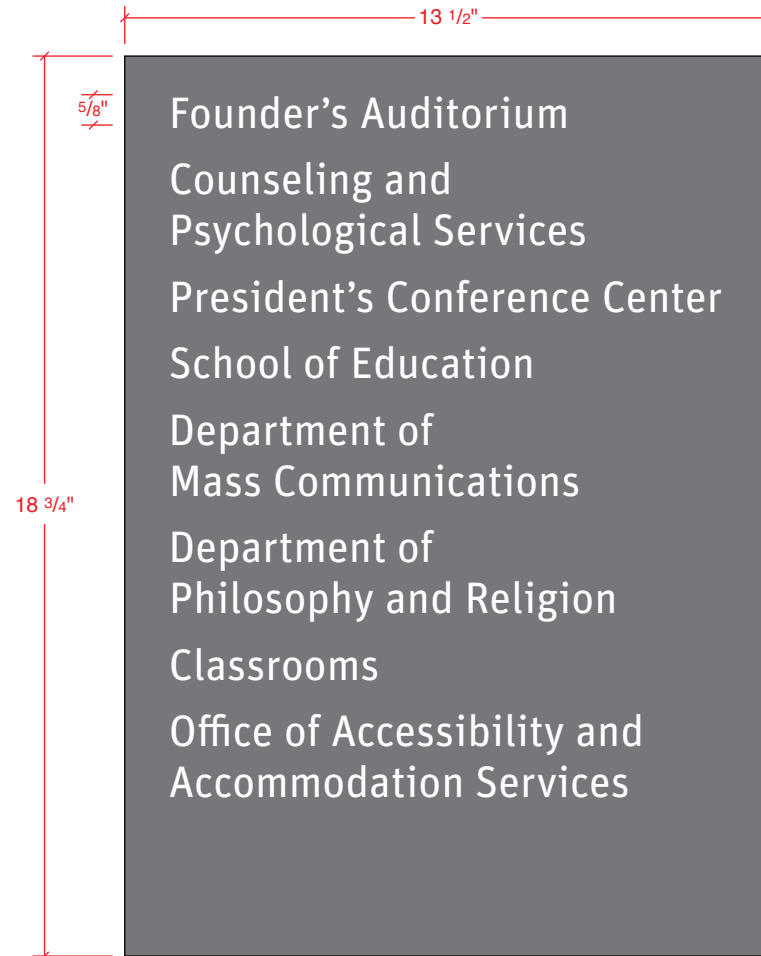
2 Elevation - Directional at East Lobby
Scale: 3/4" = 1'-0"

06 DIRECTIONAL ALL LAYOUTS

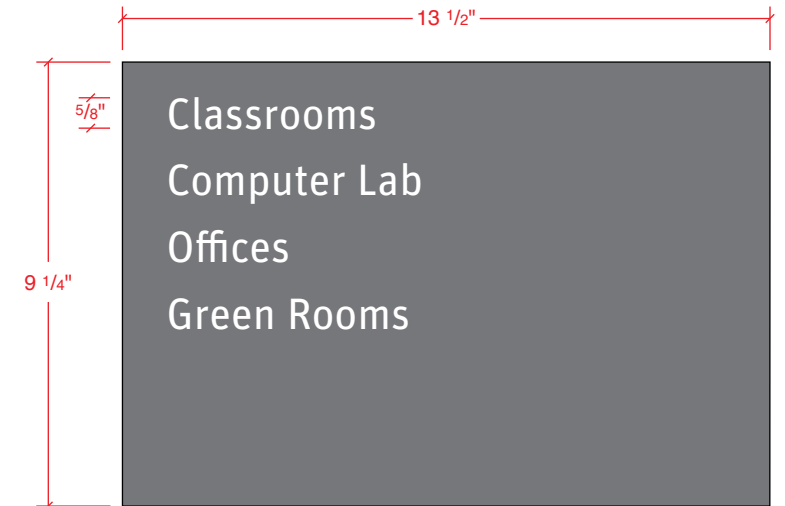
ALL MESSAGE LAYOUTS TO BE APPROVED BY MEC PRIOR TO FABRICATION




1 01 Directional - First Floor Layouts
Scale: 1-1/2" = 1'-0"



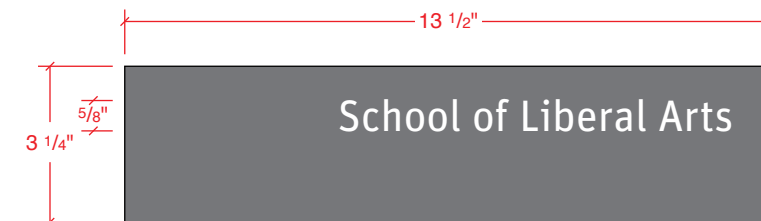
3 01.1 Destination Panel, Large QTY: 3
Scale: 1/4 Full Size




4 01.2 Destination Panel, Medium QTY: 4
Scale: 1/4 Full Size



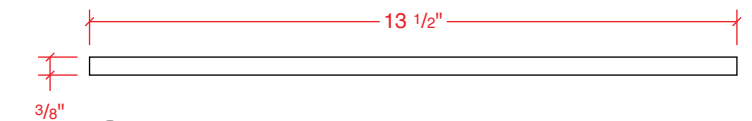
2 01 Directional - Second Floor Layouts
Scale: 1-1/2" = 1'-0"



5 01.3 Destination Panel, Small QTY: 5
Scale: 1/4 Full Size

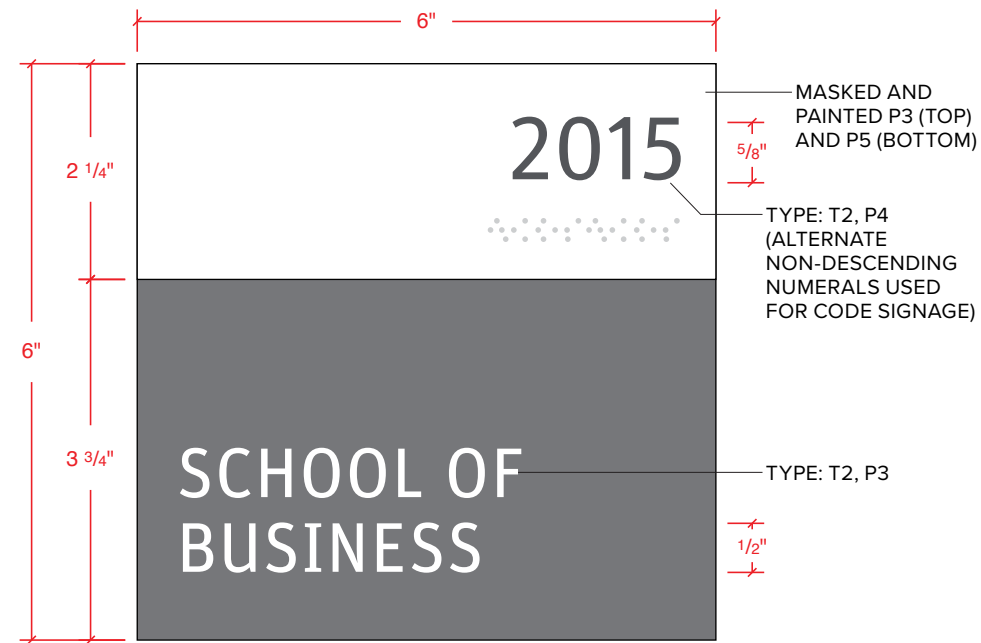


7 01.4 Arrow Panel QTY: 12
Scale: 1/4 Full Size



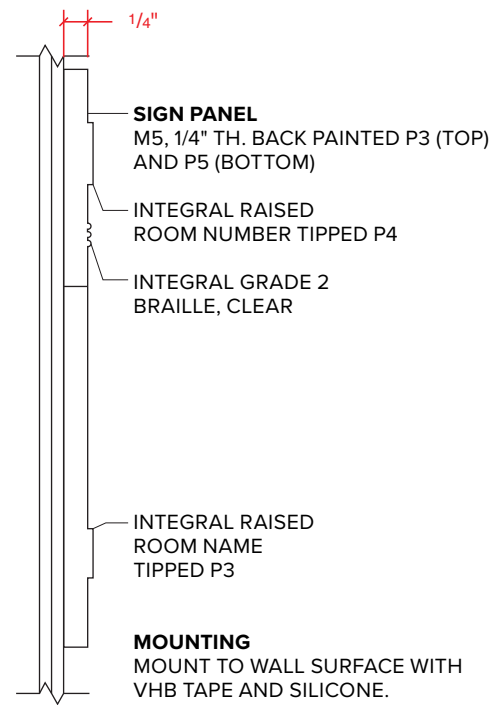
6 01.5 Footer Panel QTY: 7
Scale: 1/4 Full Size

07 ROOM ID DETAIL

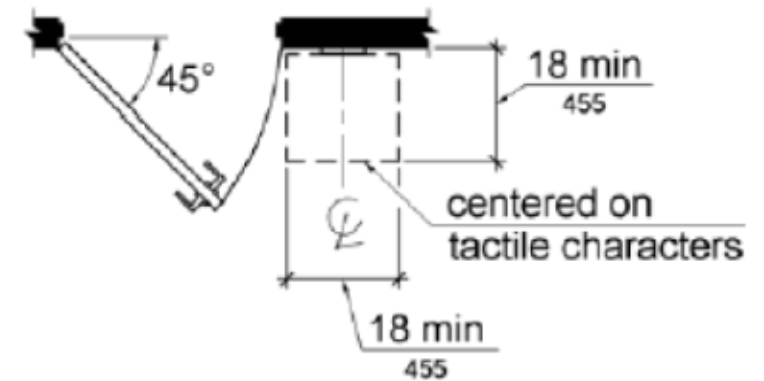


1 Detail - 07 Room ID
Scale: 1/2 Full Size

VERIFY ALL SITE DIMENSIONS AND MOUNTING CONDITIONS IN FIELD.



A Side View
Scale: 1/2 Full Size



2 Code Mounting Guidelines
NTS

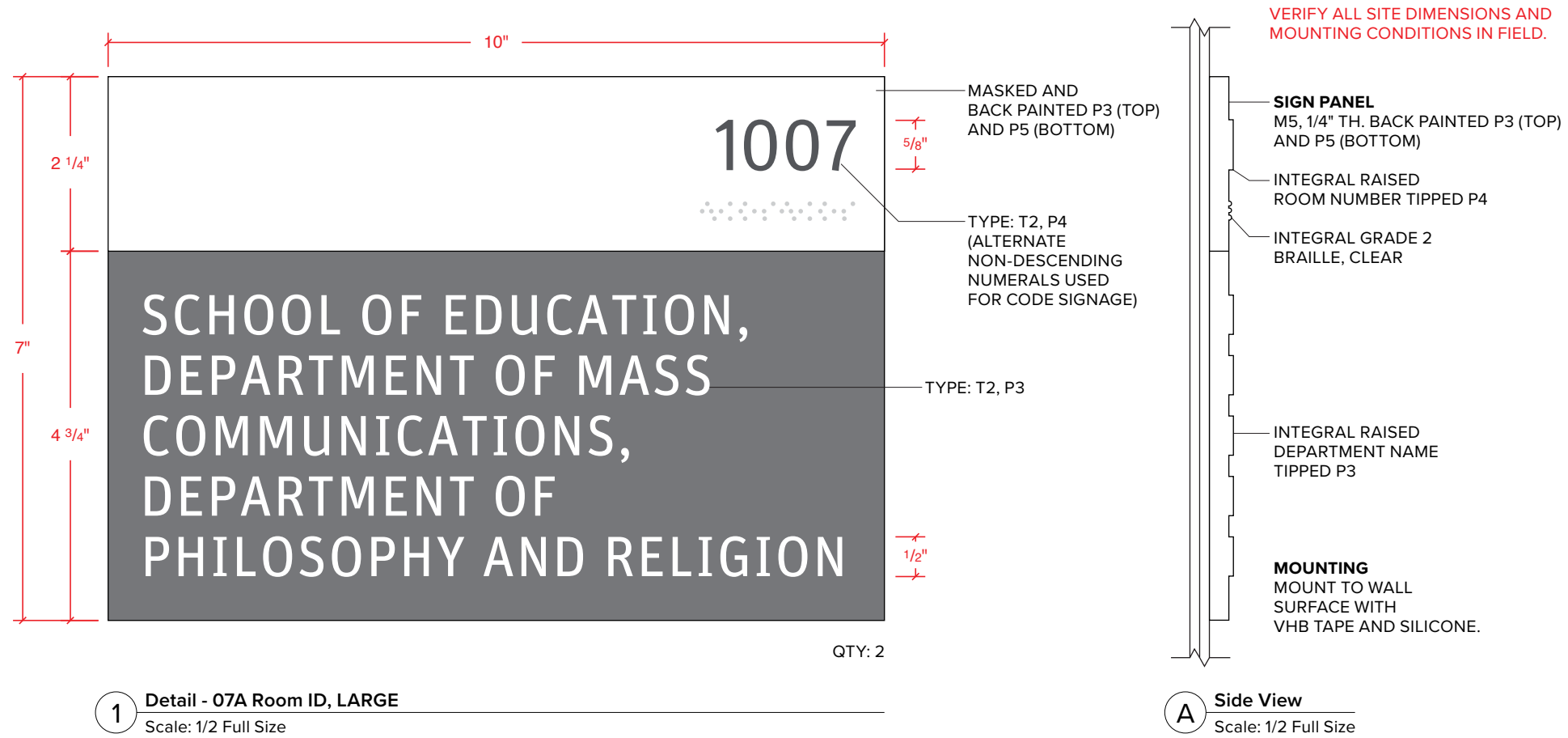
07 ROOM ID ALL LAYOUTS

MEC TO REVIEW AND APPROVE ALL ROOM NAMES AND NUMBERS PRIOR TO FABRICATION.

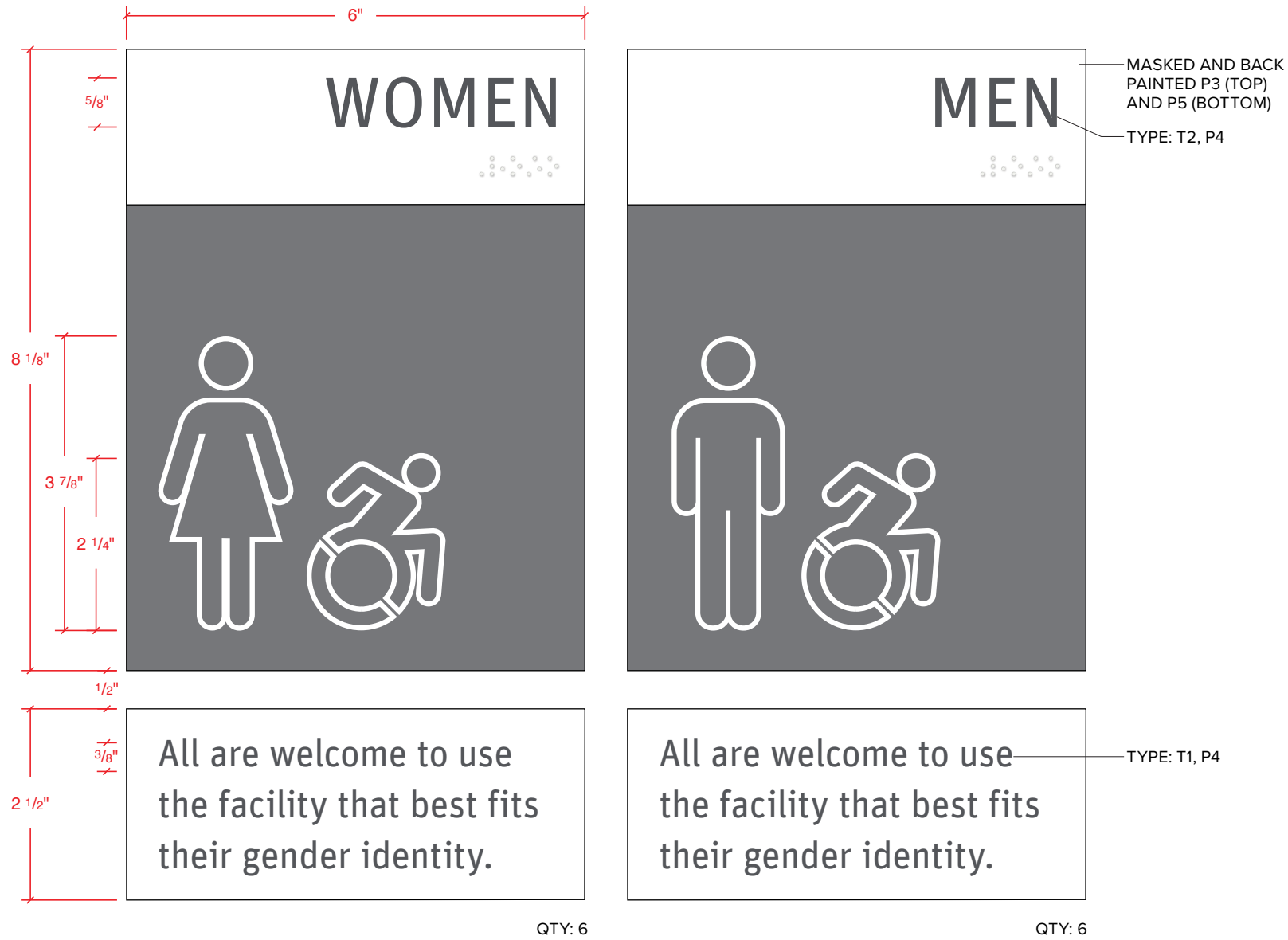
XXX FOUNDER'S AUDITORIUM QTY: 1	1005 COUNSELING & PSYCHOLOGICAL SERVICES QTY: 1	1008 PRESIDENT'S CONFERENCE CENTER QTY: 1	1009 ART STUDIO QTY: 1	1020B-E TESTING & TUTORING CENTER QTY: 2	1020E TESTING CENTER QTY: 1	
1020B TUTORING CENTER QTY: 1	1020 OFFICE OF ACCESSIBILITY & ACCOMMODATION QTY: 3	1020A COMPUTER LAB QTY: 2	1015 SCHOOL OF LIBERAL ARTS QTY: 1	1032 SCHOOL OF LIBERAL ARTS QTY: 1		
2015 SCHOOL OF BUSINESS QTY: 1	2032 SCHOOL OF BUSINESS QTY: 1	2022 OFFICE QTY: 1	2022 FACULTY LOUNGE QTY: 1	2024 NADENE LAWE LOUNGE QTY: 2	2033 EDUCATIONAL TECHNOLOGY CENTER QTY: 1	2034 COMPUTER LAB: FRENCH/SPANISH QTY: 1

1 All Layouts
Scale: 1/4 Full Size

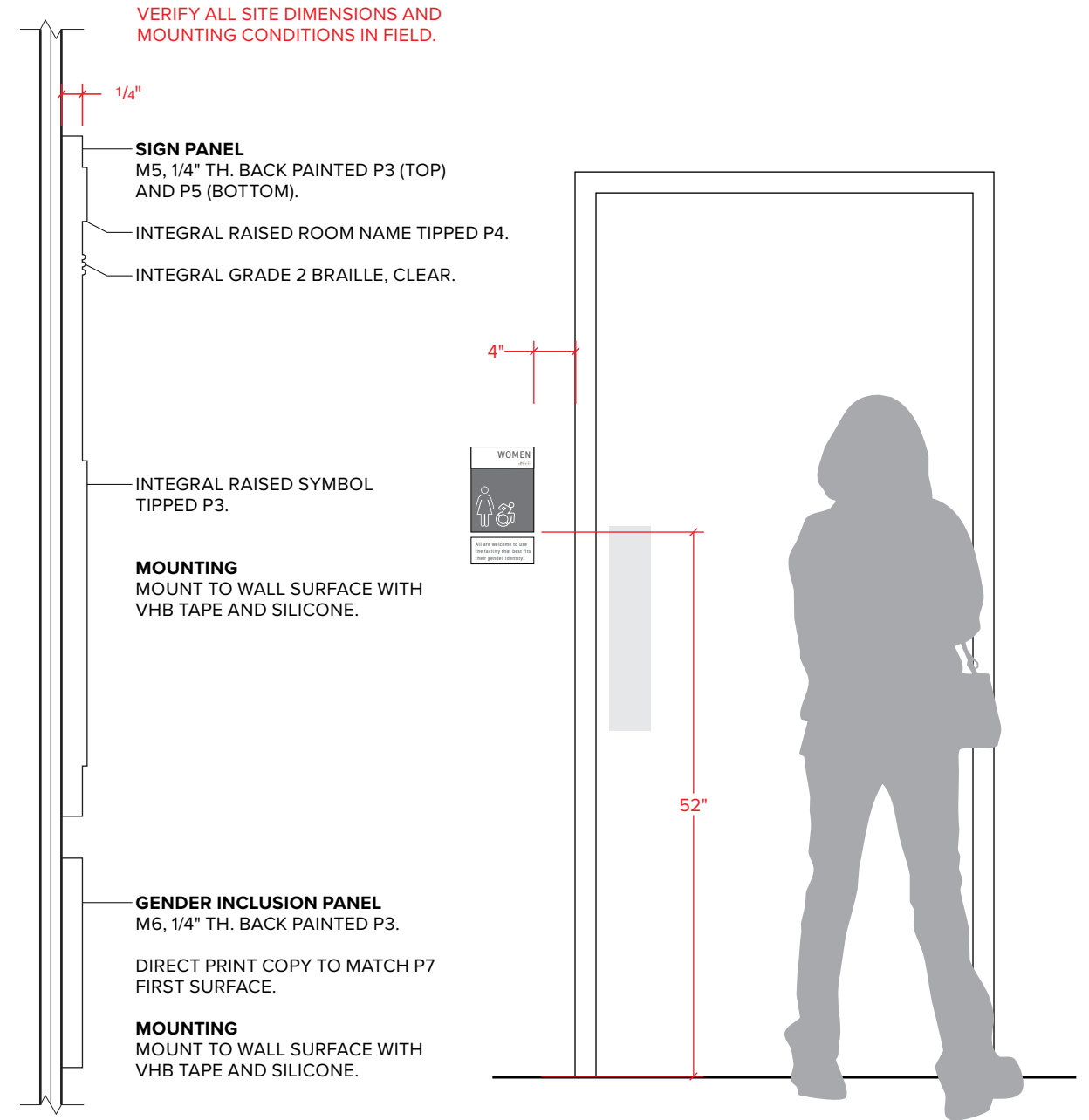
07A ROOM ID, LARGE DETAIL



08A RESTROOM ID DETAIL & ELEVATION



1 08A Restroom ID and Gender Inclusion Message
Scale: 1/2 Full Size



A Section
Scale: 1/2 Full Size

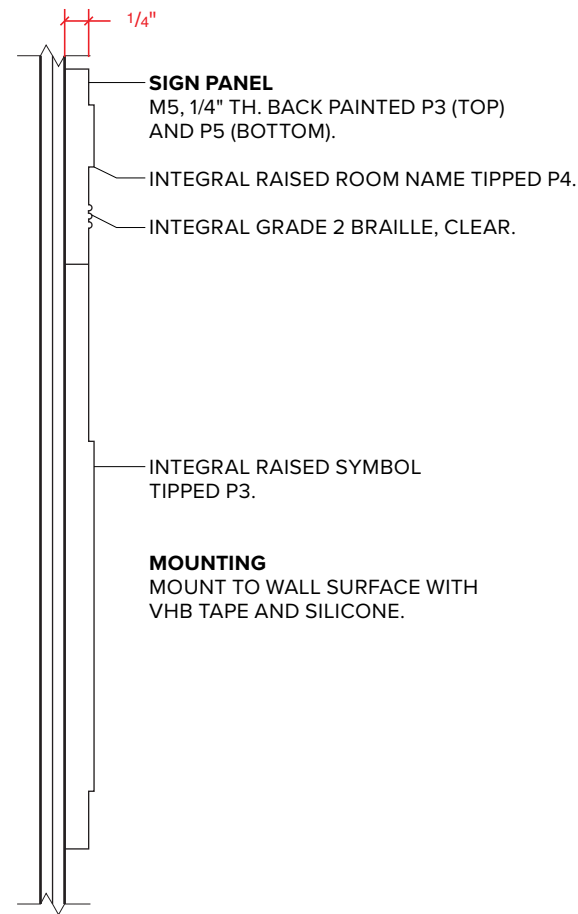
2 Elevation - Restroom ID
Scale: 3/4" = 1'-0"

08C ALL GENDER RESTROOM ID DETAIL & ELEVATION

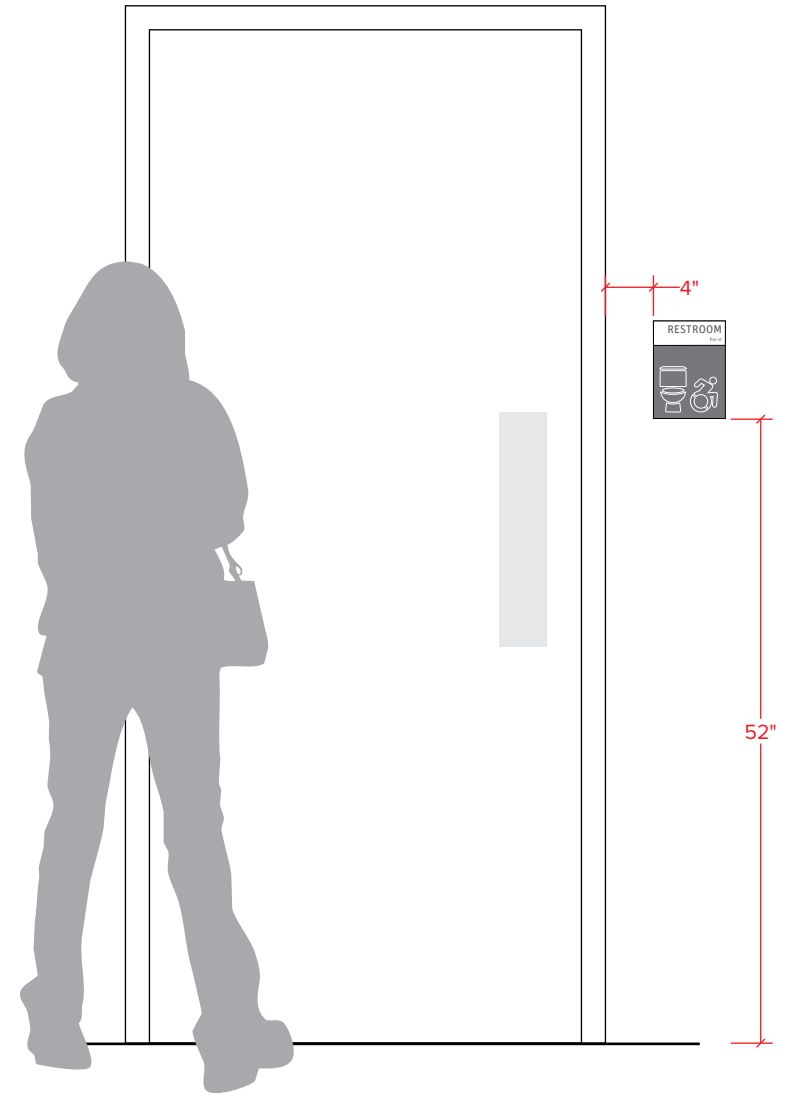


1 08C All Gender Restroom ID QTY: 1
Scale: 1/2 Full Size

VERIFY ALL SITE DIMENSIONS AND MOUNTING CONDITIONS IN FIELD.

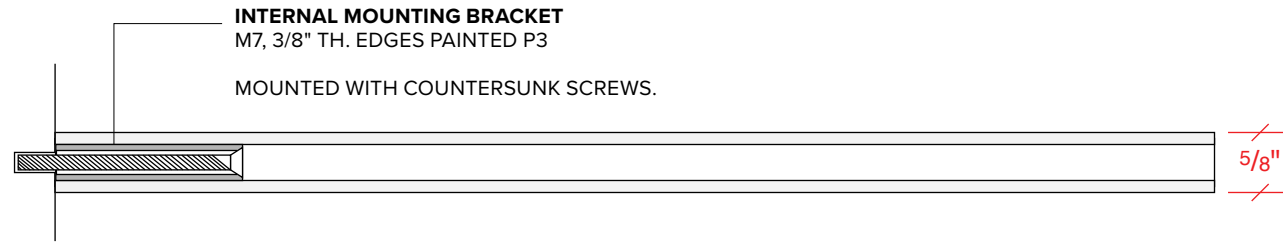


A Section
Scale: 1/2 Full Size

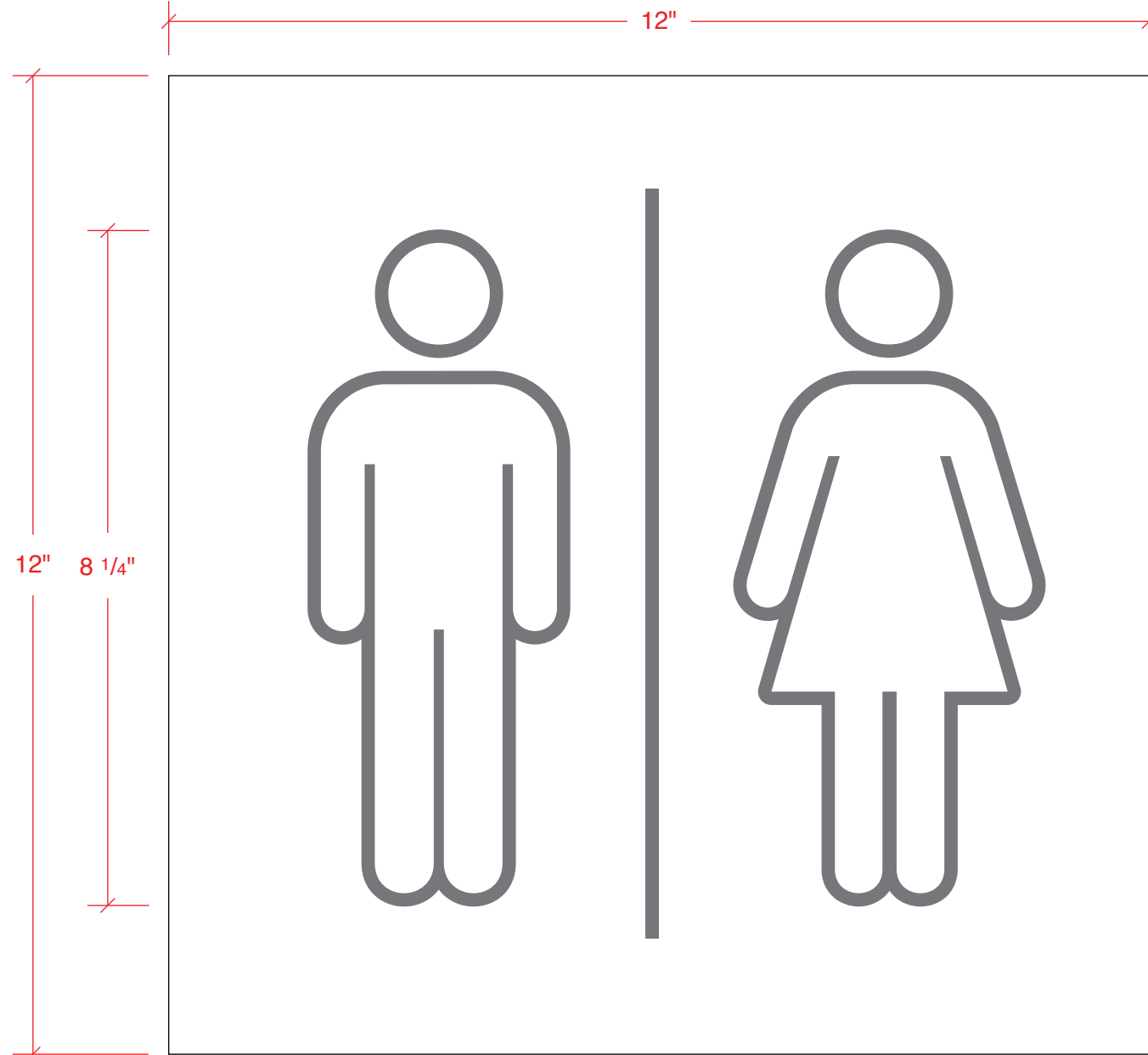


2 Elevation - Restroom ID
Scale: 3/4" = 1'-0"

08D RESTROOM ID FLAGMOUNTED DETAIL

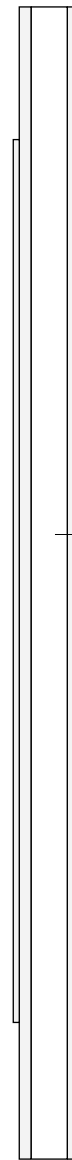
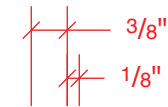


A Plan View
Scale: 1/2 Full Size



1 Detail - 08D Restroom ID Flagmounted
Scale: 1/2 Full Size

QTY: 5



VERIFY ALL SITE DIMENSIONS AND MOUNTING CONDITIONS IN FIELD.

GRAPHIC PANELS

M6, 1/8" TH. SINGLE-SIDED
PANELS BACK PAINTED P3.

GRAPHICS 3D-TACTILE DIRECT PRINTED
FIRST SURFACE P5.

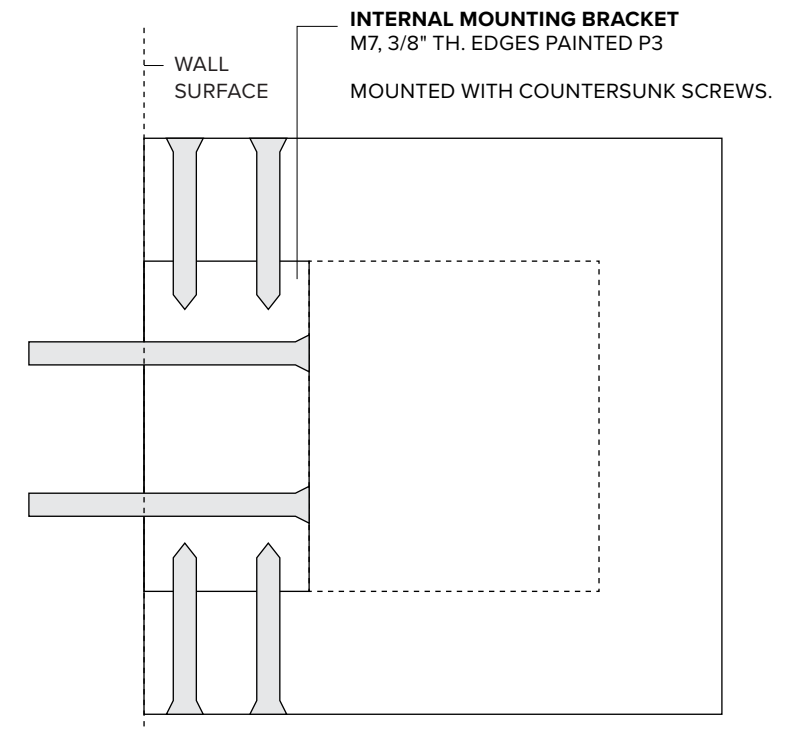
MOUNTED TO ACRYLIC SPACER WITH
FULL-COVERAGE GEL TAPE.

ACRYLIC SPACER

M7, 3/8" TH. EDGES PAINTED P3

ALL PIECES EDGED AS COMPLETE UNIT.

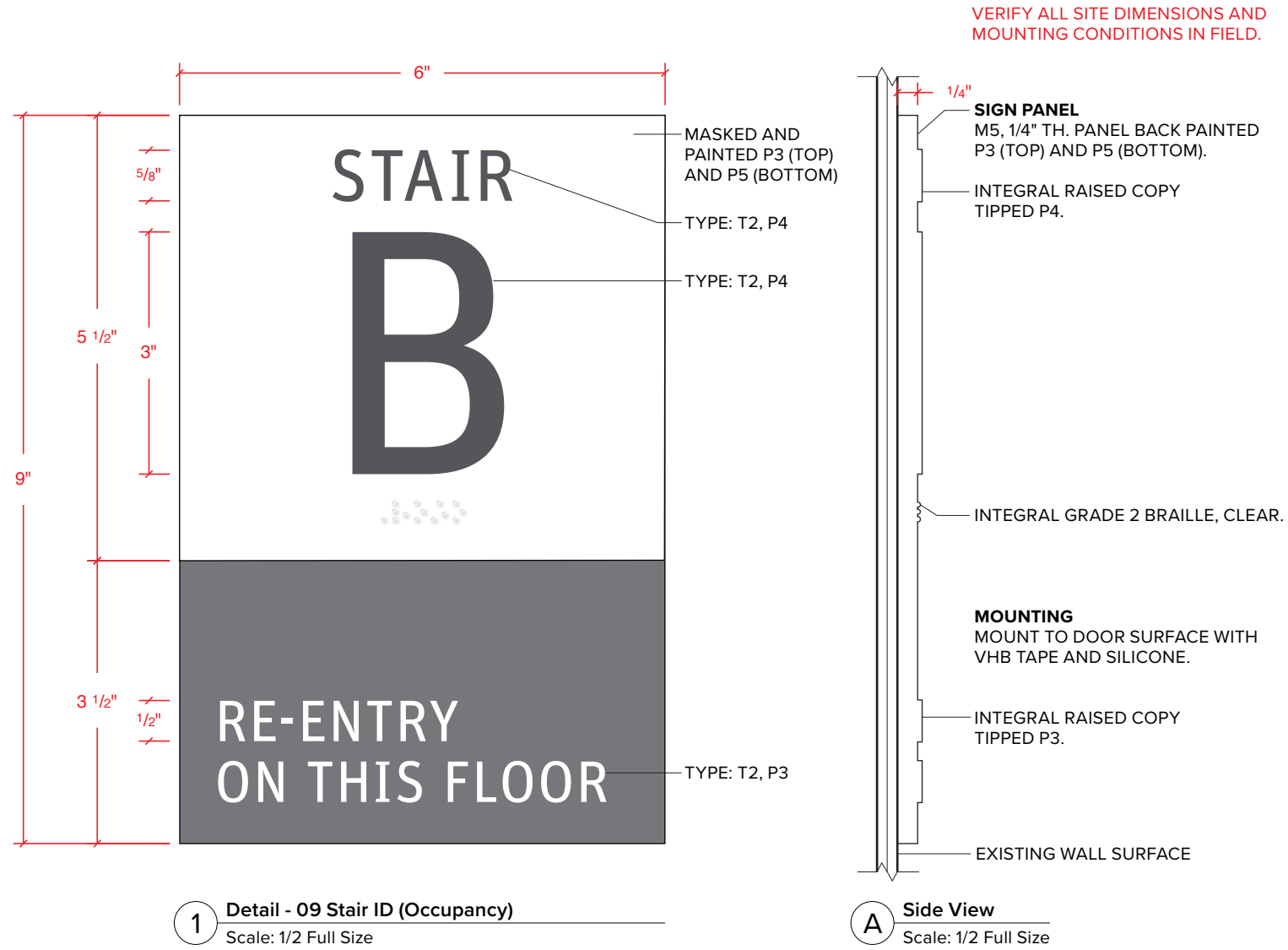
B Side View
Scale: 1/2 Full Size



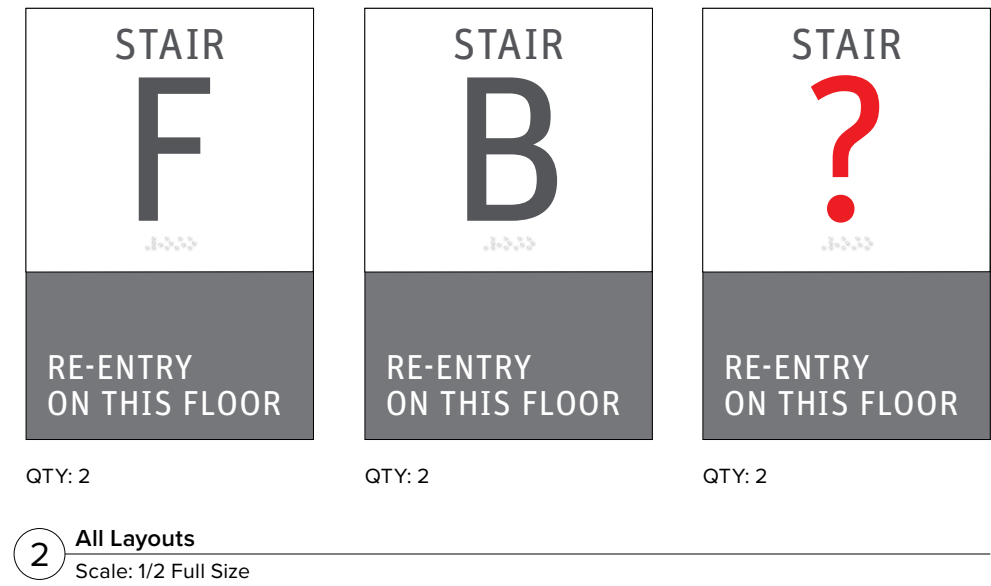
C Section
Scale: 1/4 Full Size

09 STAIR ID (OCCUPANCY) DETAIL

MEC TO CONFIRM RE-ENTRY STATUS FOR ALL STAIRS.



MEC TO PROVIDE STAIR LETTER.

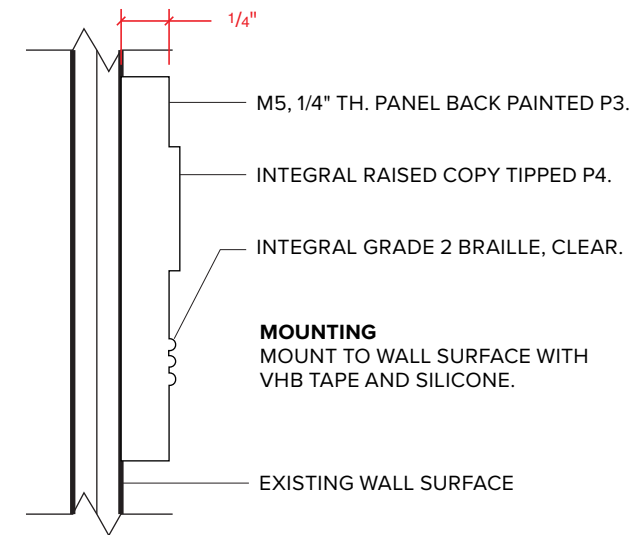




1 Detail - 11 Exit Stair ID
Scale: Full Size

QTY: 6

VERIFY ALL SITE DIMENSIONS AND MOUNTING CONDITIONS IN FIELD.



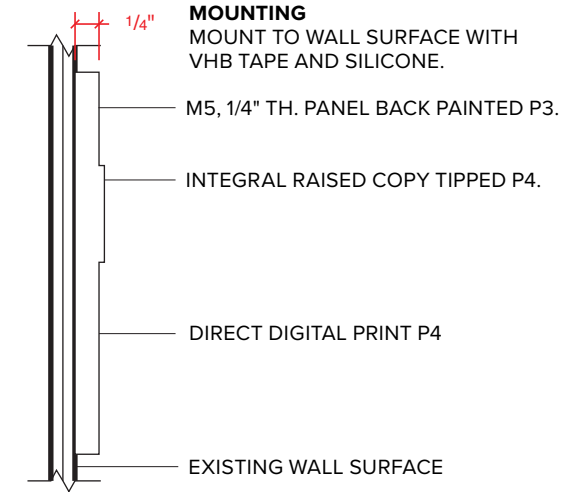
A Side View
Scale: Full Size



1 Detail - 12 Emergency Exit ID
Scale: 1/2 Full Size

QTY: 4


VERIFY ALL SITE DIMENSIONS AND MOUNTING CONDITIONS IN FIELD.



A Side View
Scale: 1/2 Full Size

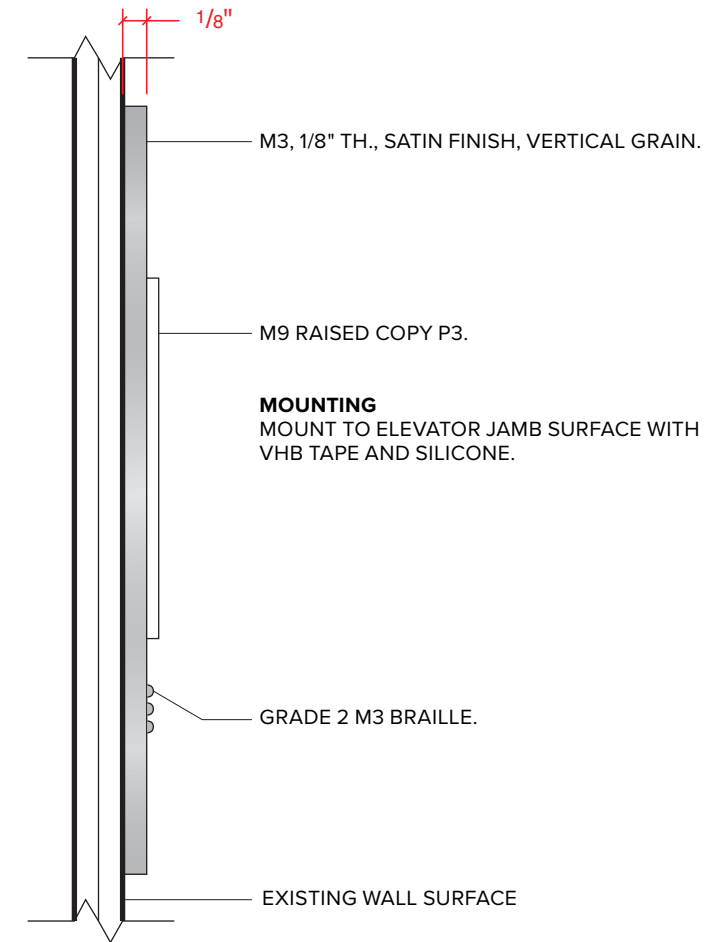
13 ELEVATOR JAMB ID DETAIL

MEC TO CONFIRM ALL FLOOR LEVEL DESIGNATIONS.



1 Detail - 13 Elevator Jamb ID QTY: 8
Scale: Full Size

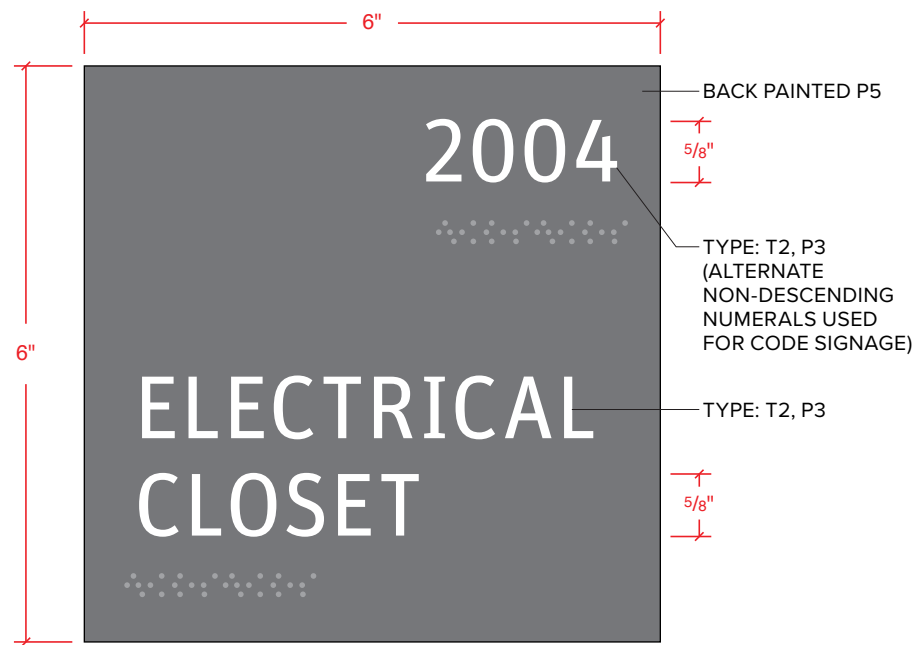
VERIFY ALL SITE DIMENSIONS AND MOUNTING CONDITIONS IN FIELD.



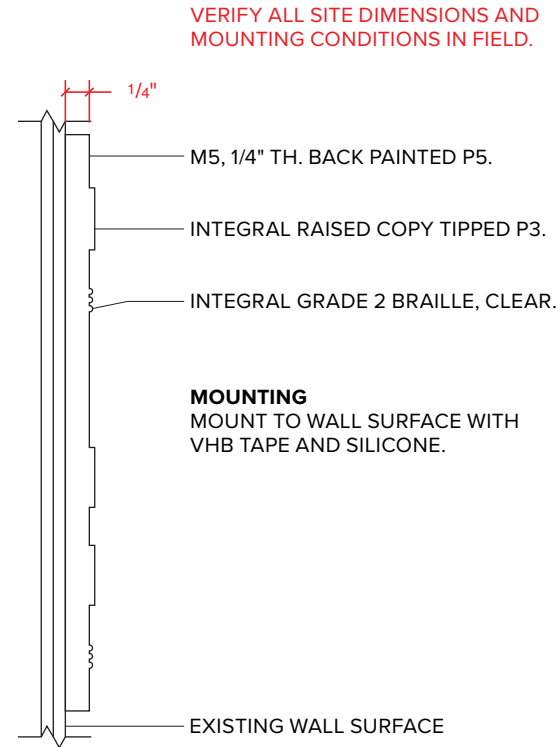
A Side View
Scale: Full Size

14 UTILITY ID DETAIL & ALL LAYOUTS


MEC TO REVIEW AND APPROVE ALL ROOM NAMES AND NUMBERS PRIOR TO FABRICATION



1 Detail - 14 Utility ID
Scale: 1/2 Full Size



A Section
Scale: 1/2 Full Size

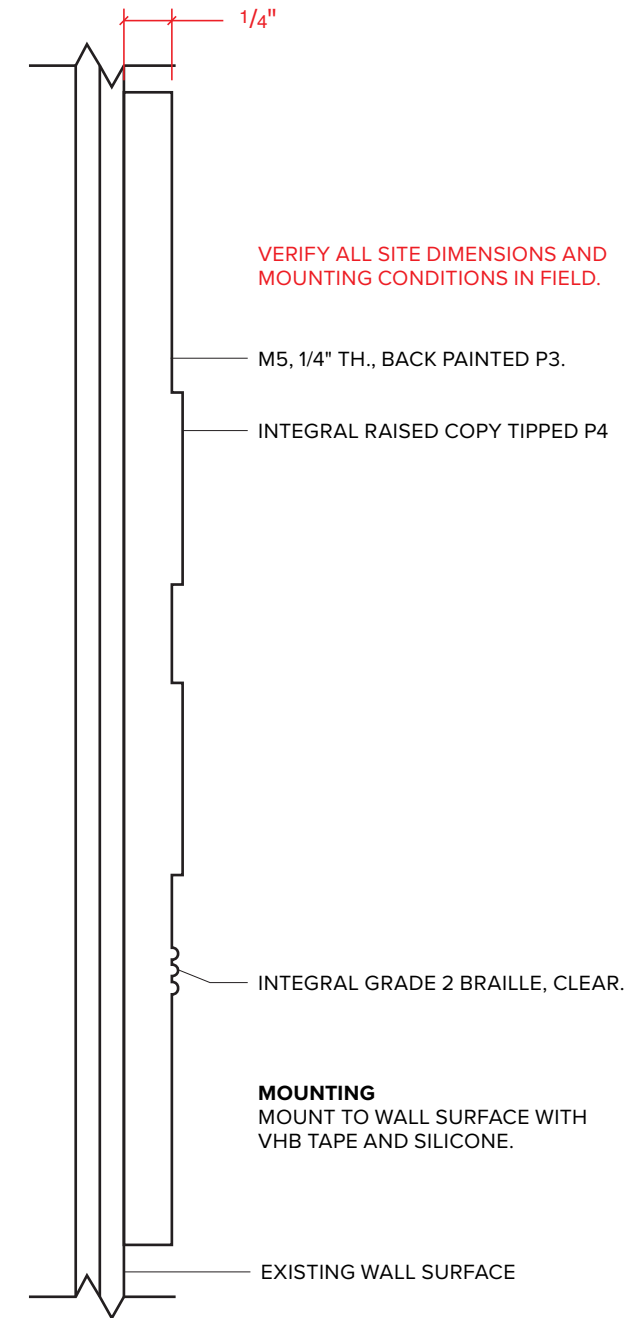


2 All Layouts
Scale: 1/4 Full Size



1 Detail - 15 Roof ID
Scale: Full Size

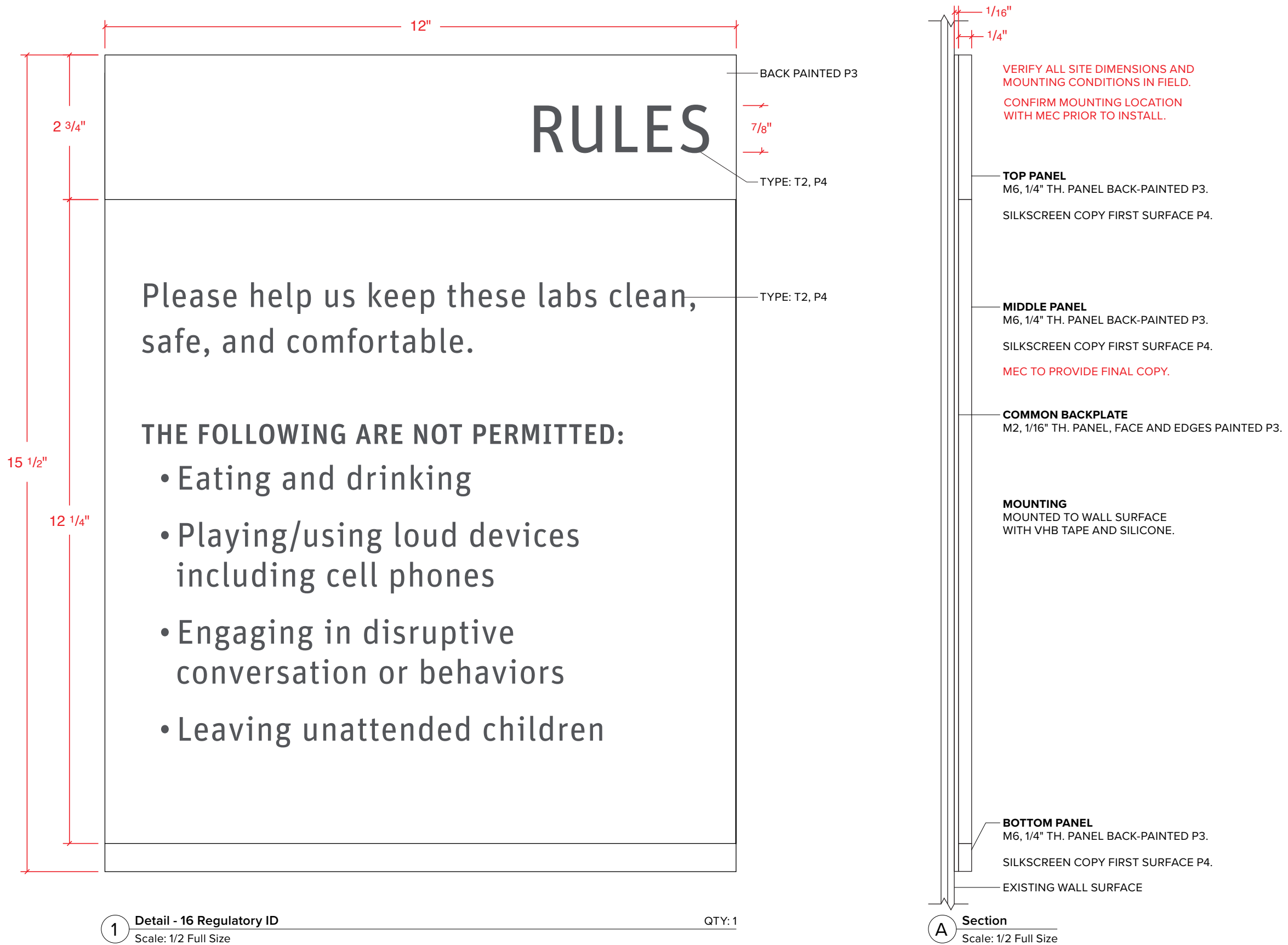
QTY: 2



A Side View
Scale: Full Size

16 REGULATORY ID DETAIL

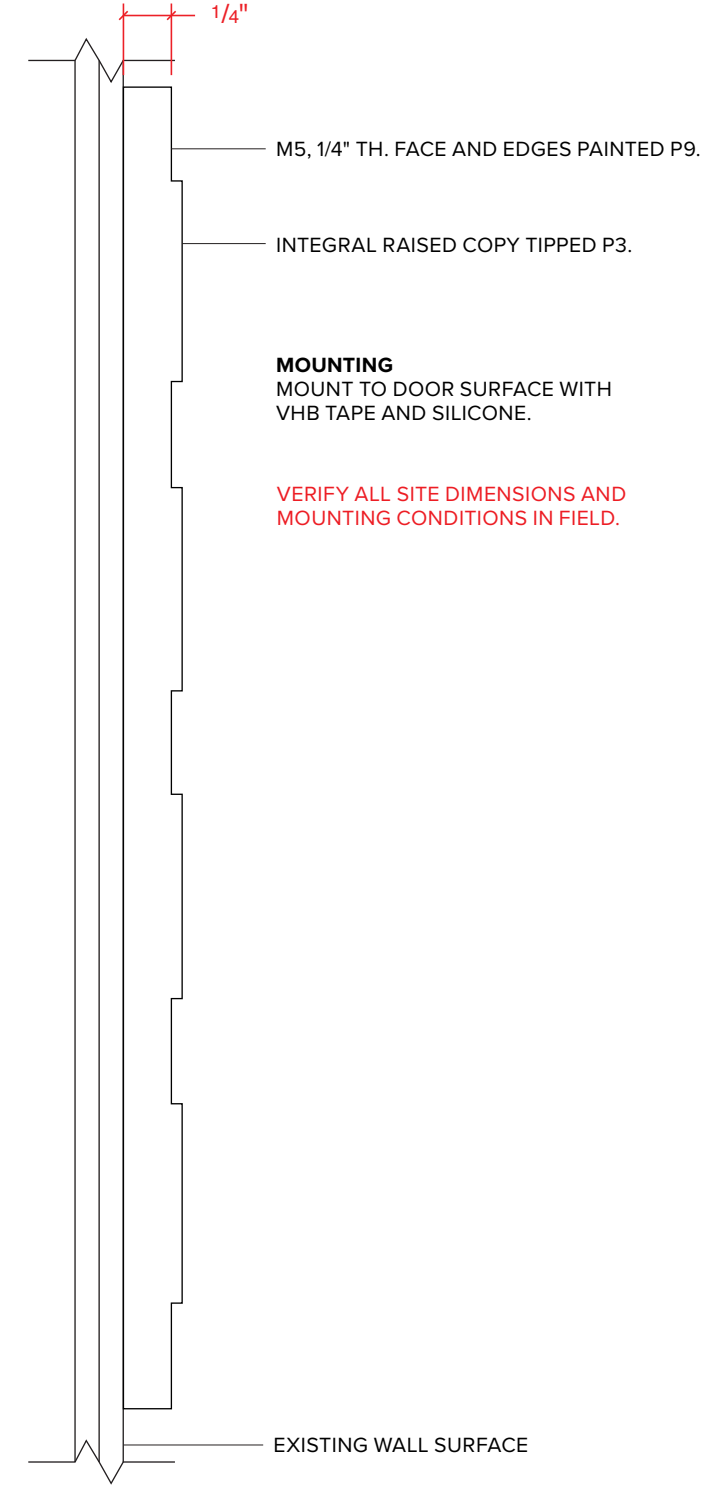
MEC TO REVIEW AND APPROVE RULES PRIOR TO FABRICATION.





1 Detail - 19 Fire Regulatory
Scale: Full Size

QTY: 2

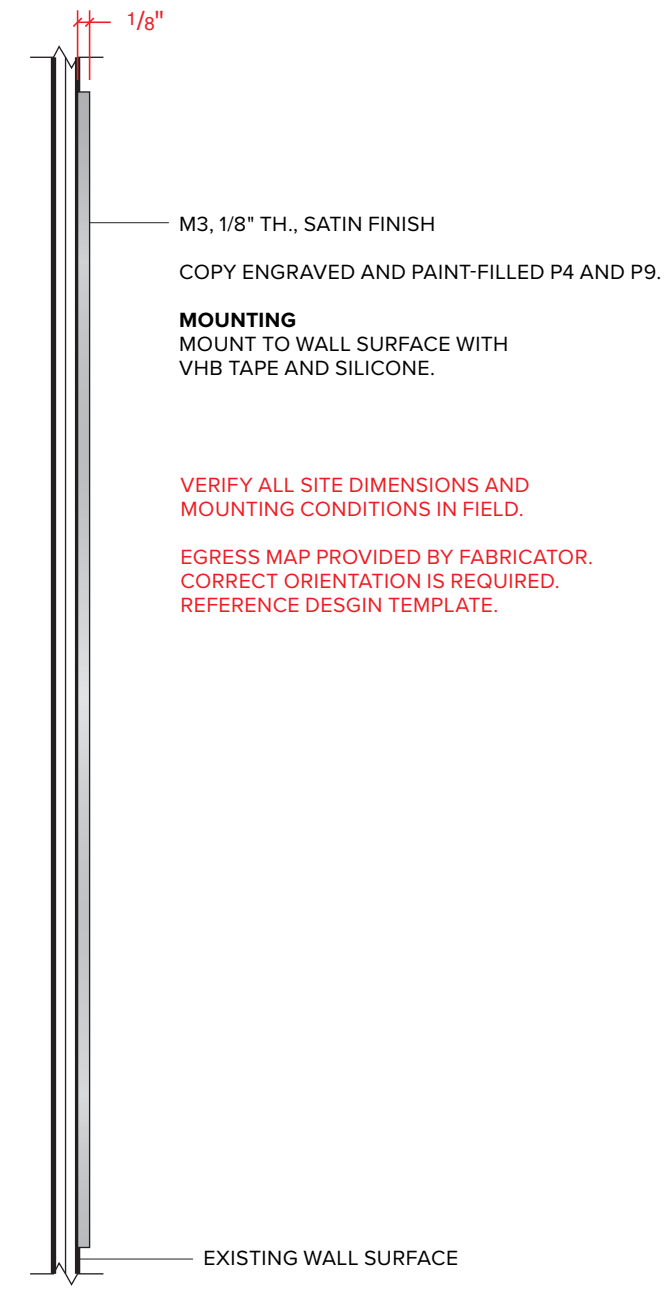


A Side View
Scale: Full Size

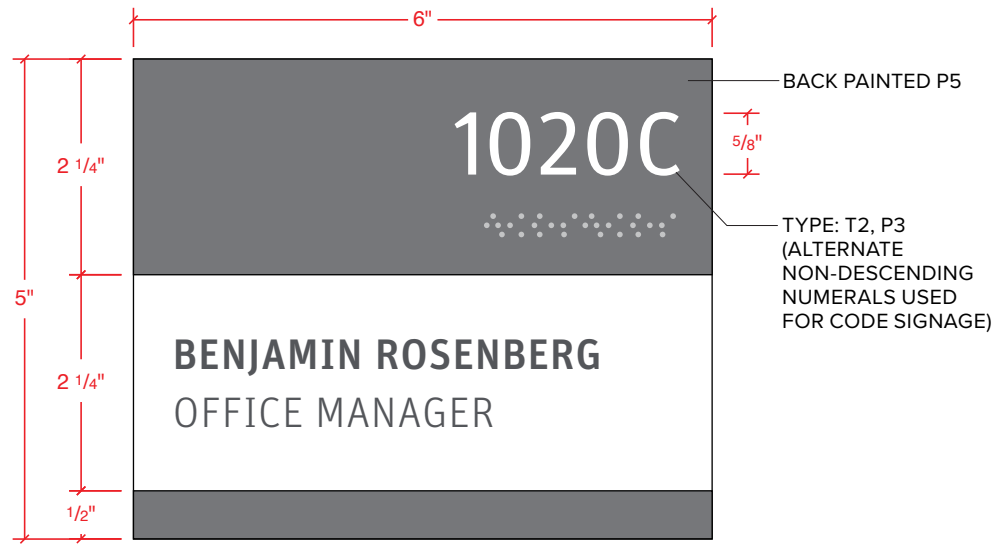
20 ELEVATOR EGRESS DETAIL



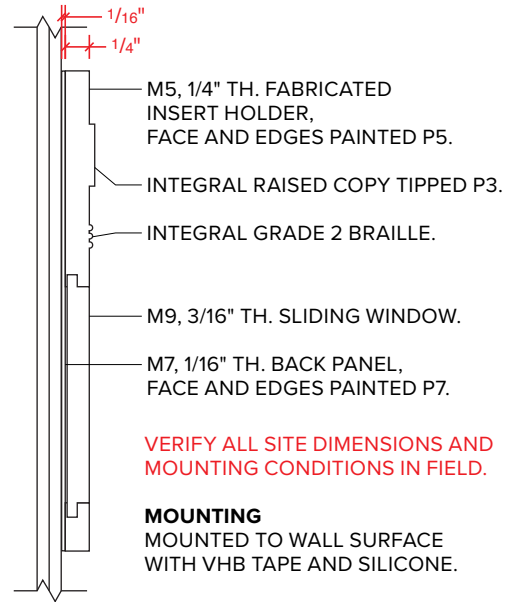
1 Detail - 20 Elevator Egress
Scale: 1/2 Full Size QTY: 4




A Side View
Scale: 1/2 Full Size




1 Detail - 21 Office ID
Scale: 1/2 Full Size



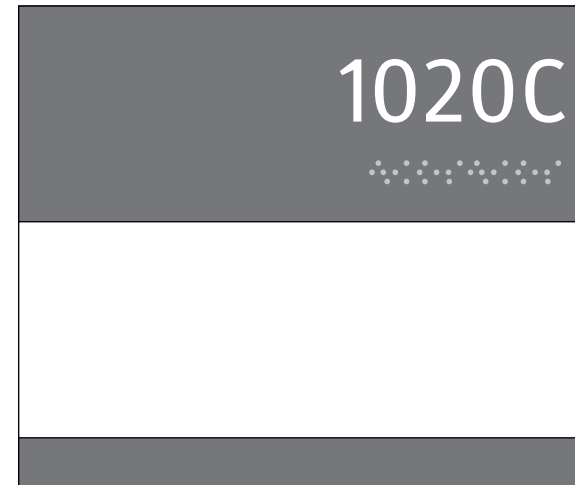
A Section
Scale: 1/2 Full Size



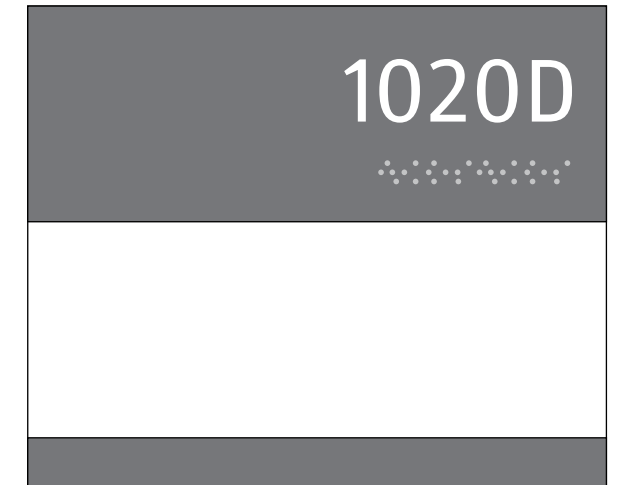
QTY: 1



QTY: 1



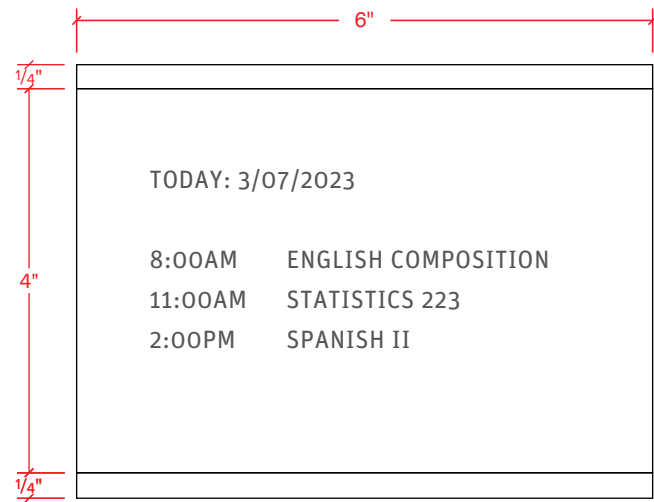
QTY: 1



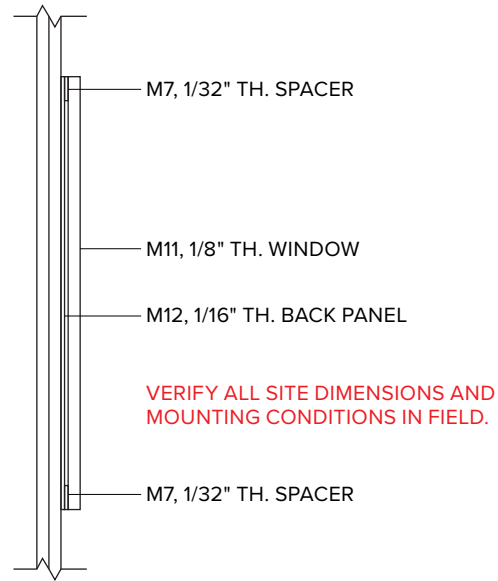
QTY: 1

2 All Layouts
Scale: 1/2 Full Size

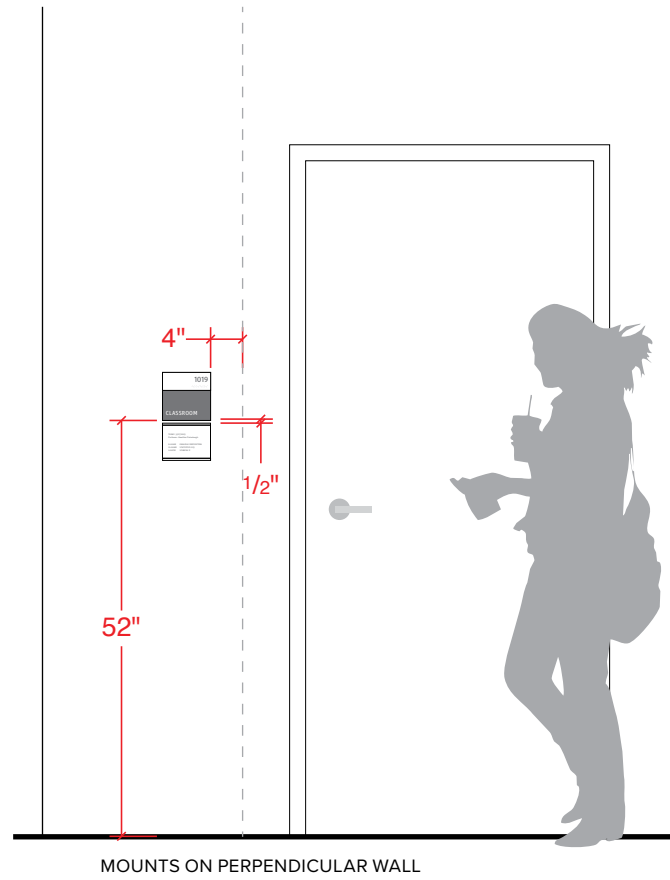
22 CLASSROOM INSERT HOLDER ELEVATIONS / MOUNTING CONDITIONS



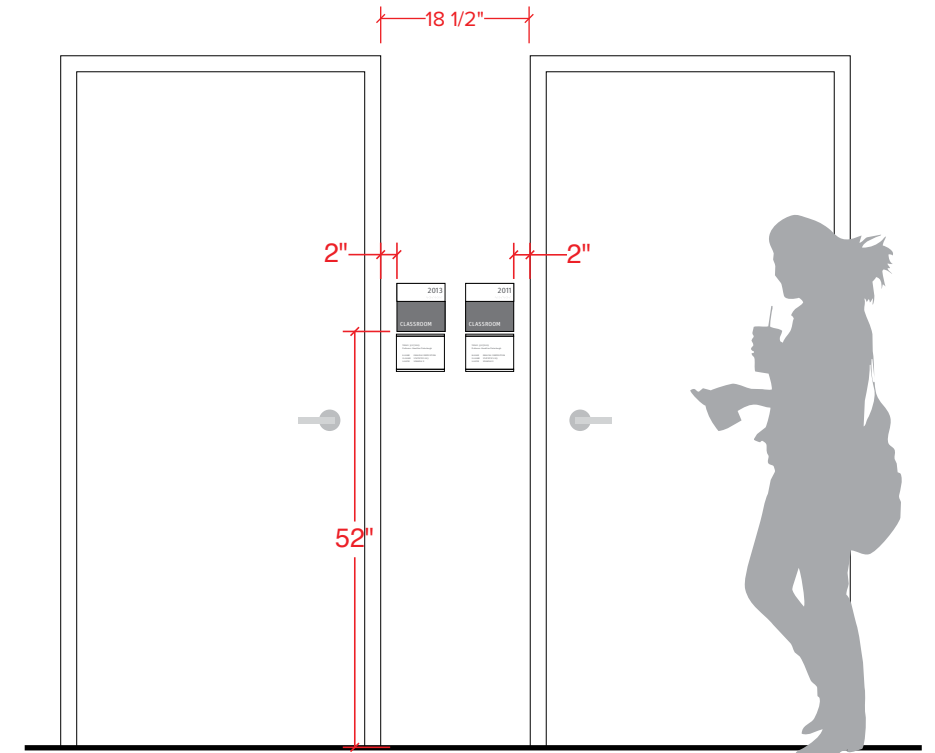
1 Detail - 22 Classroom Insert Holder QTY: 28
Scale: 1/2 Full Size



A Section
Scale: 1/2 Full Size

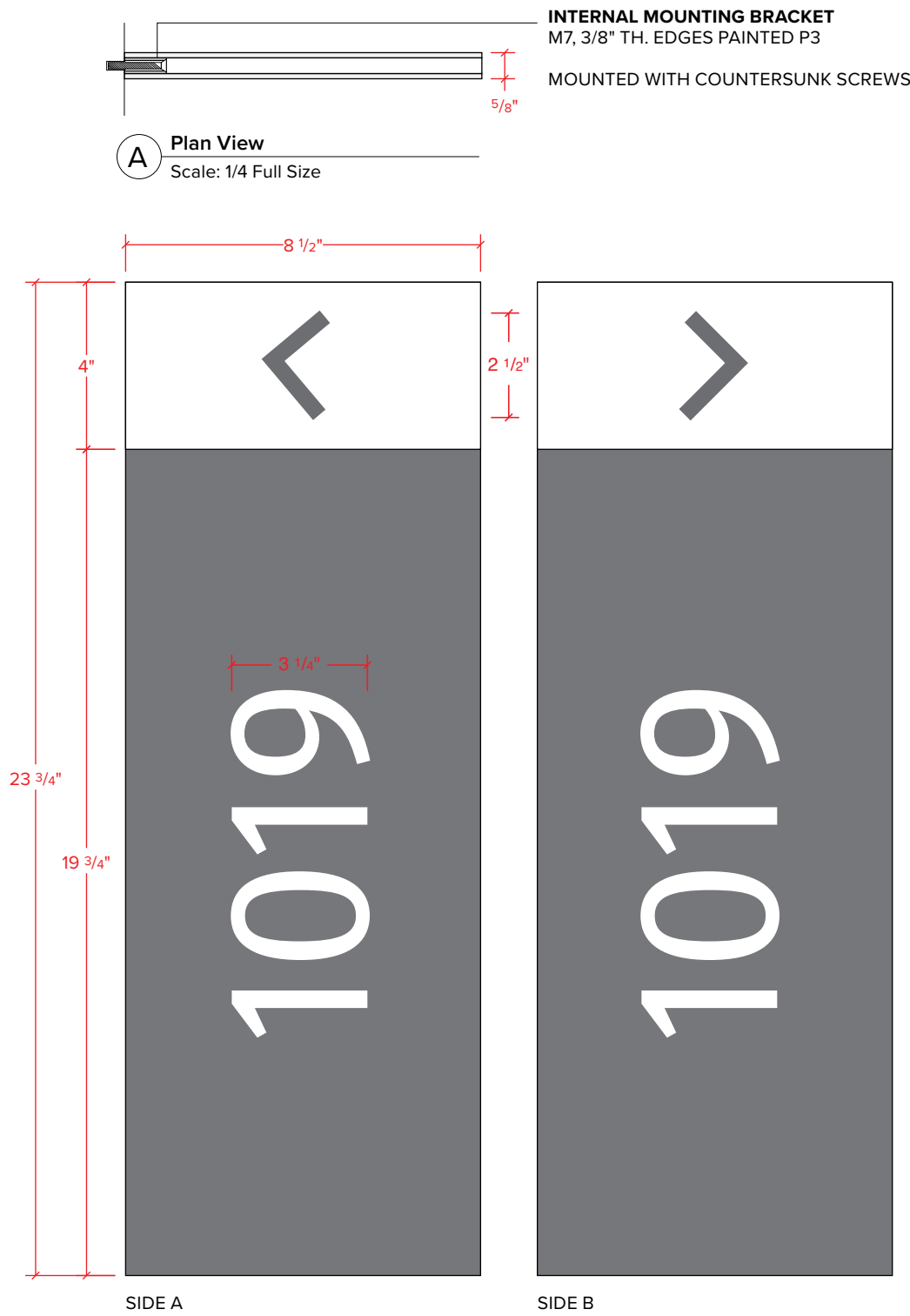


2 Elevation - Classroom Sign
Scale: 1/2" = 1'-0"

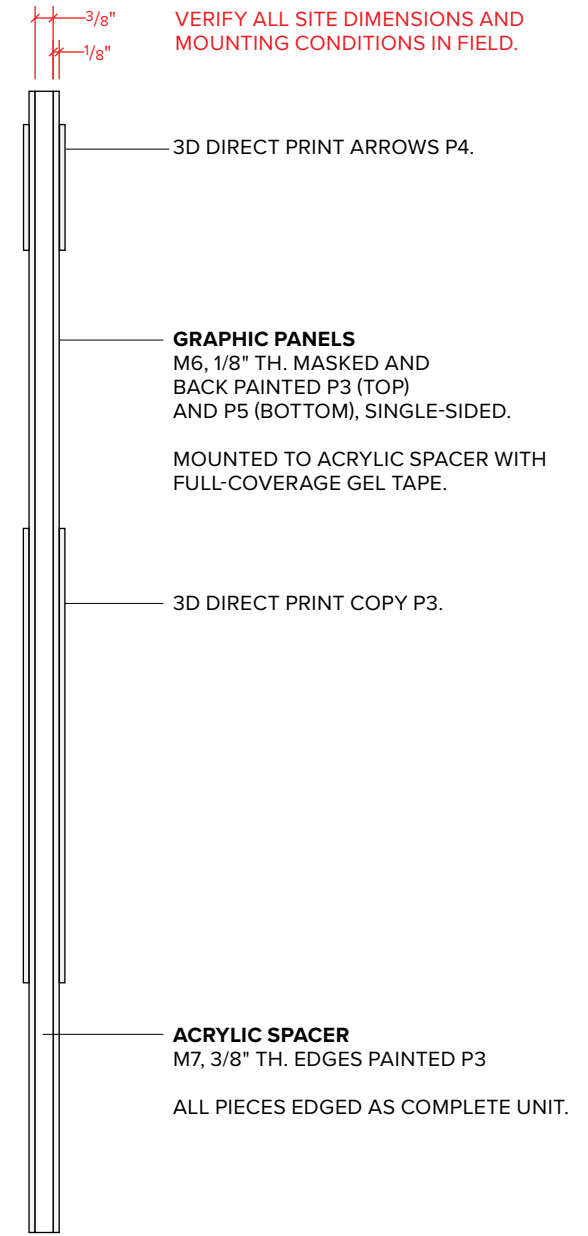


3 Elevation - Classroom Sign
Scale: 1/2" = 1'-0"

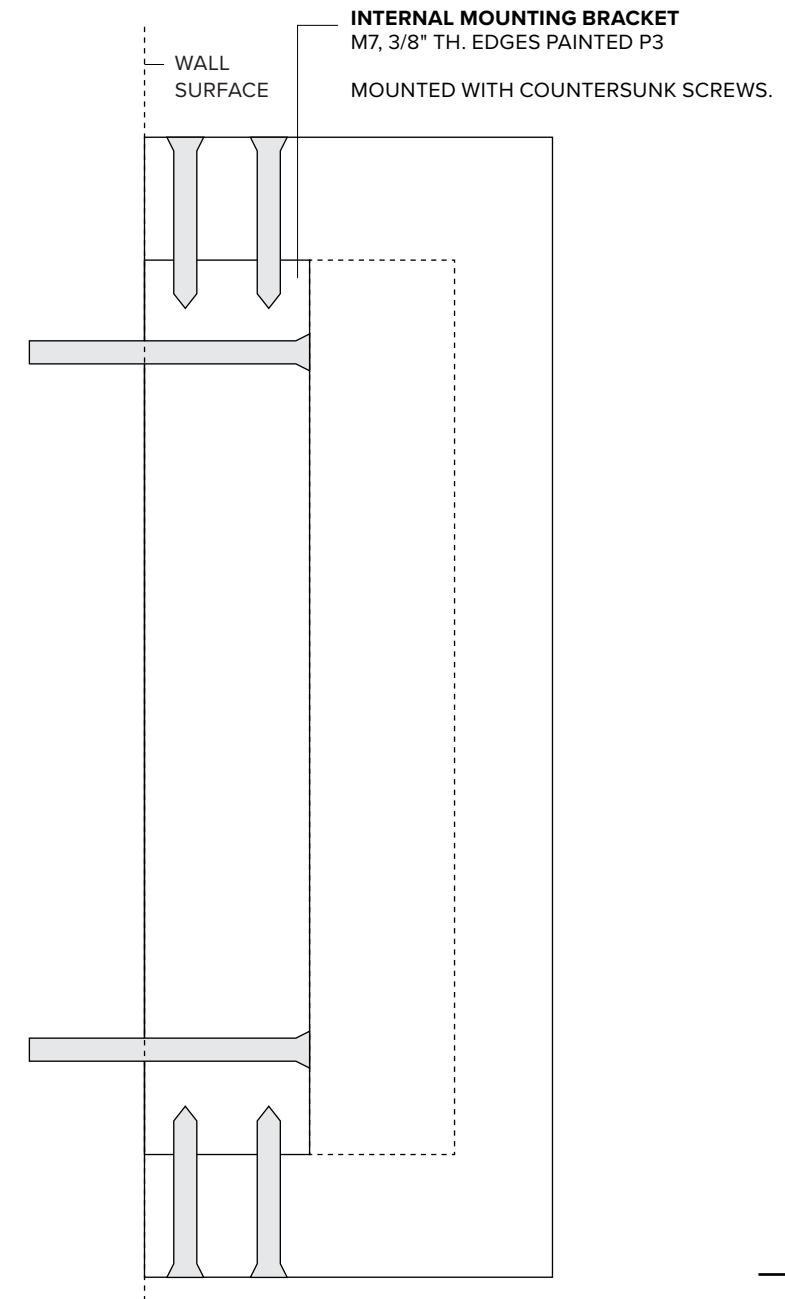
22B CLASSROOM ID, FLAG-MOUNTED DETAIL & ALL LAYOUTS



1 Detail - 22B Classroom ID, Flag-Mounted
Scale: 1/4 Full Size QTY: 12



B Side View
Scale: 1/4 Full Size

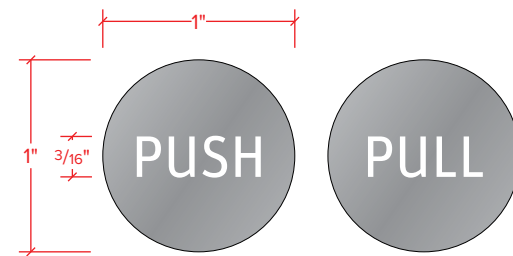


C Section
Scale: 1/4 Full Size



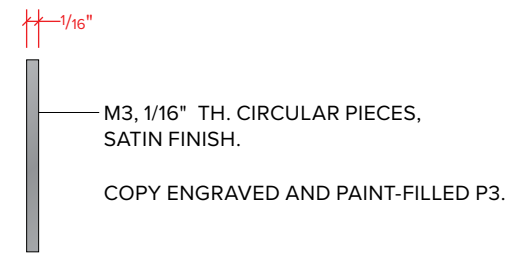
2 Elevation - 22B Classroom ID, Flag-Mounted
Scale: 1/2" = 1'-0"

24 PUSH/PULL DETAIL



QTY: 2 SETS (2 OF EACH LAYOUT)

1 Detail - 24 Push/Pull
Scale: Full Size



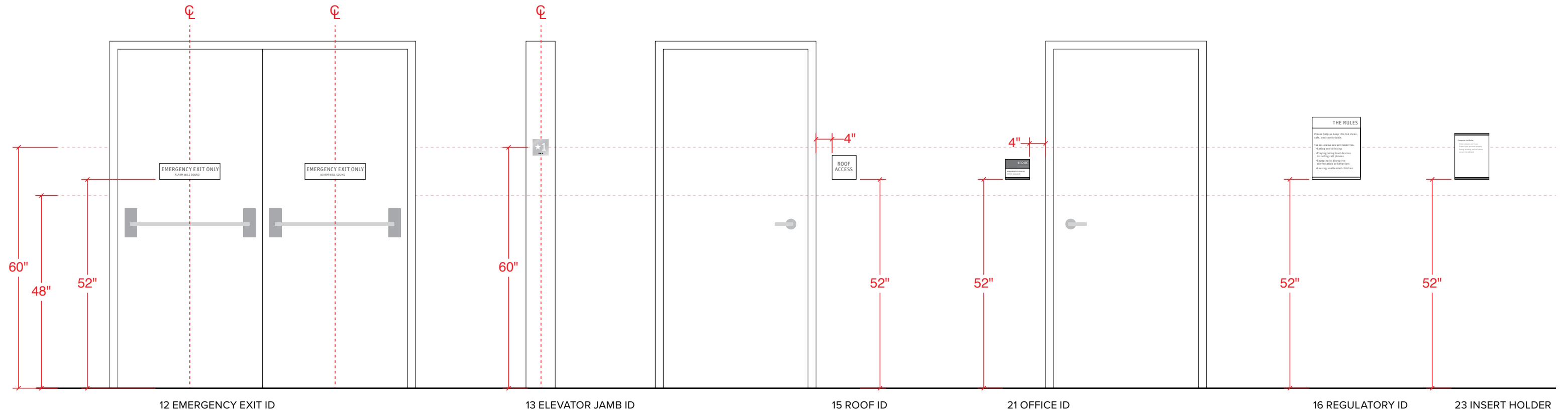
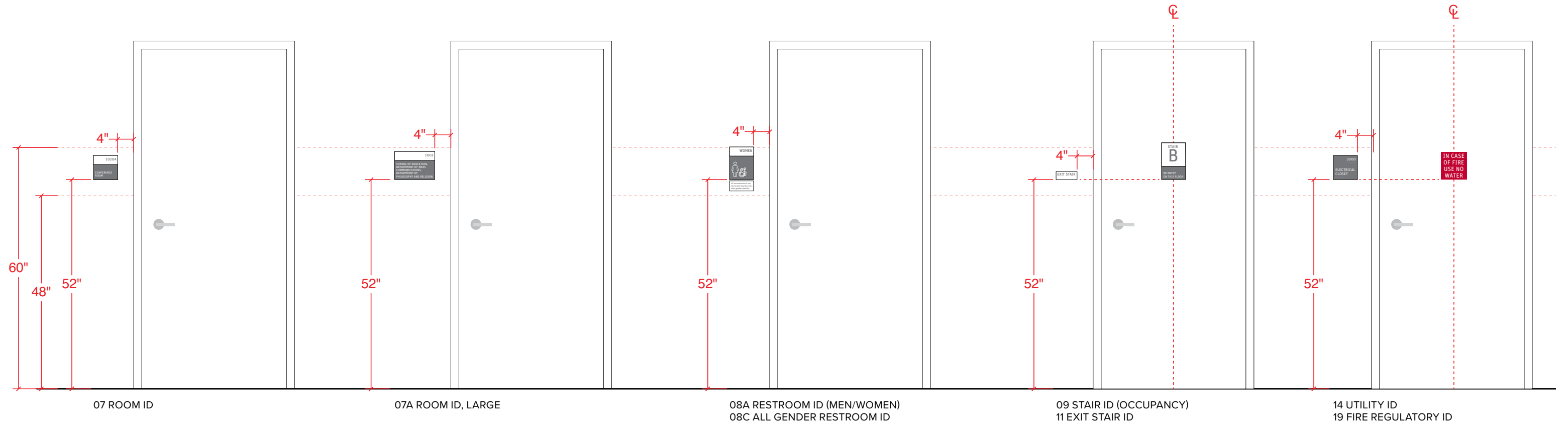
M3, 1/16" TH. CIRCULAR PIECES,
SATIN FINISH.

COPY ENGRAVED AND PAINT-FILLED P3.

A Side View
Scale: Full Size

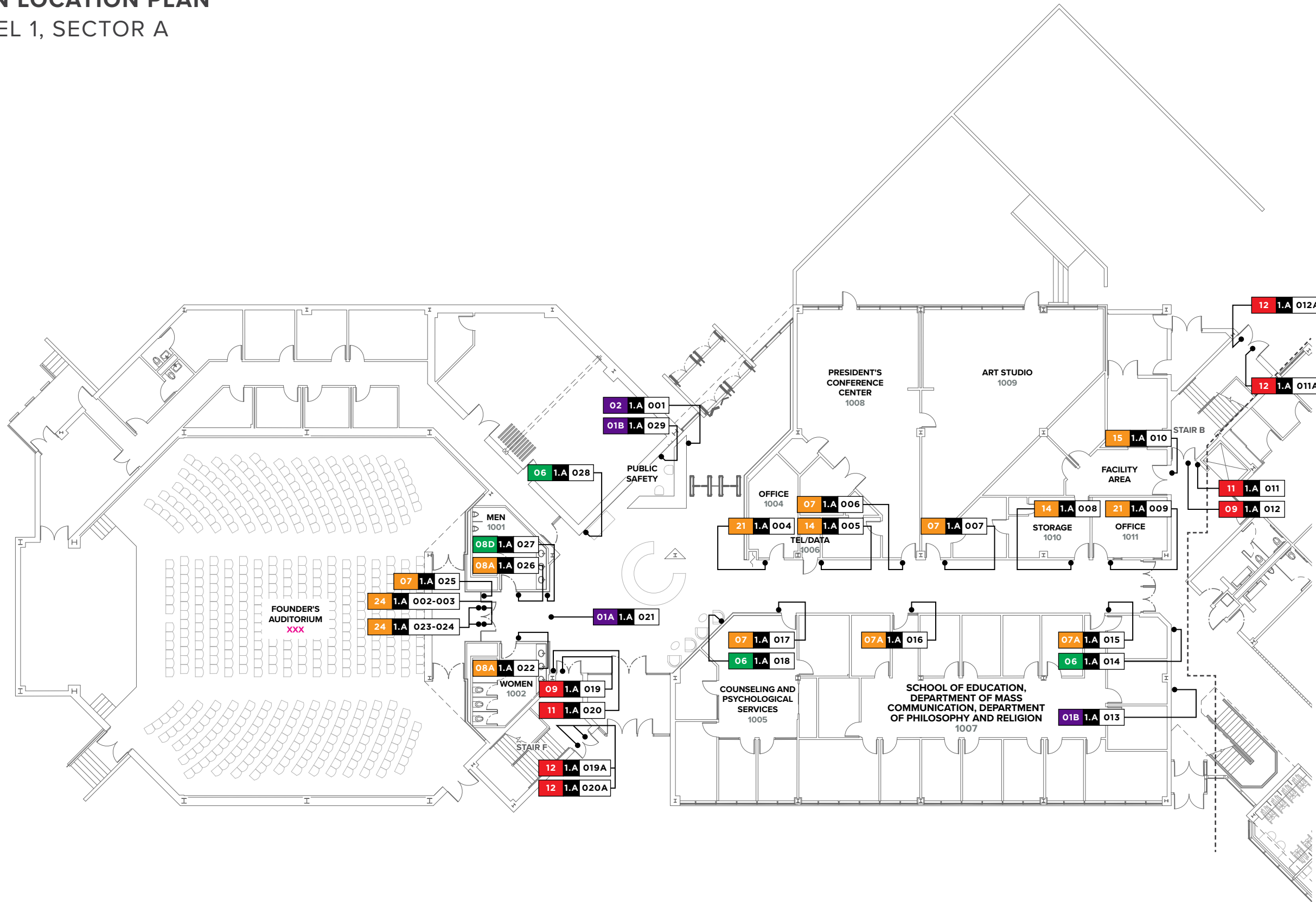
VERIFY ALL SITE DIMENSIONS AND
MOUNTING CONDITIONS IN FIELD.

MOUNTING DETAIL



SIGN LOCATION PLAN

LEVEL 1, SECTOR A



EXTERIOR

EX-1 BRAND ID AT ENTRANCE

MAJOR SPACE IDENTIFICATION / BRAND SIGNAGE

- 01A DIMENSIONAL DEPARTMENT ID, 6" CH.
- 01B DIMENSIONAL DEPARTMENT ID, 4" CH.
- 02 INTERIOR BRAND ID
- 03 FOUNDER QUOTE

WAYFINDING

- 04 LEVEL DIRECTORY
- 06 DIRECTIONAL
- 08D RESTROOM ID FLAGMOUNTED
- 22B CLASSROOM ID FLAGMOUNTED

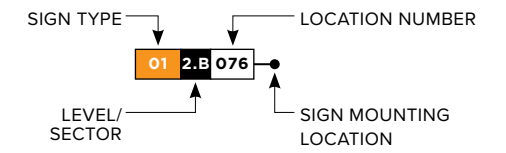
ROOM SIGNS

- 07 ROOM ID
- 08A RESTROOM ID (MEN/WOMEN)
- 14 UTILITY ID
- 15 ROOF ID
- 16 REGULATORY ID
- 21 OFFICE ID
- 22 CLASSROOM INSERT HOLDER
- 23 INSERT HOLDER
- 24 PUSH/PULL

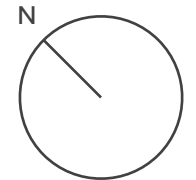
CODE SIGNS

- 09 STAIR ID (OCCUPANCY)
- 11 EXIT STAIR ID
- 12 EMERGENCY EXIT ID
- 13 ELEVATOR JAMB ID
- 19 FIRE REGULATORY
- 20 ELEVATOR EGRESS

SIGN LOCATION LEGEND

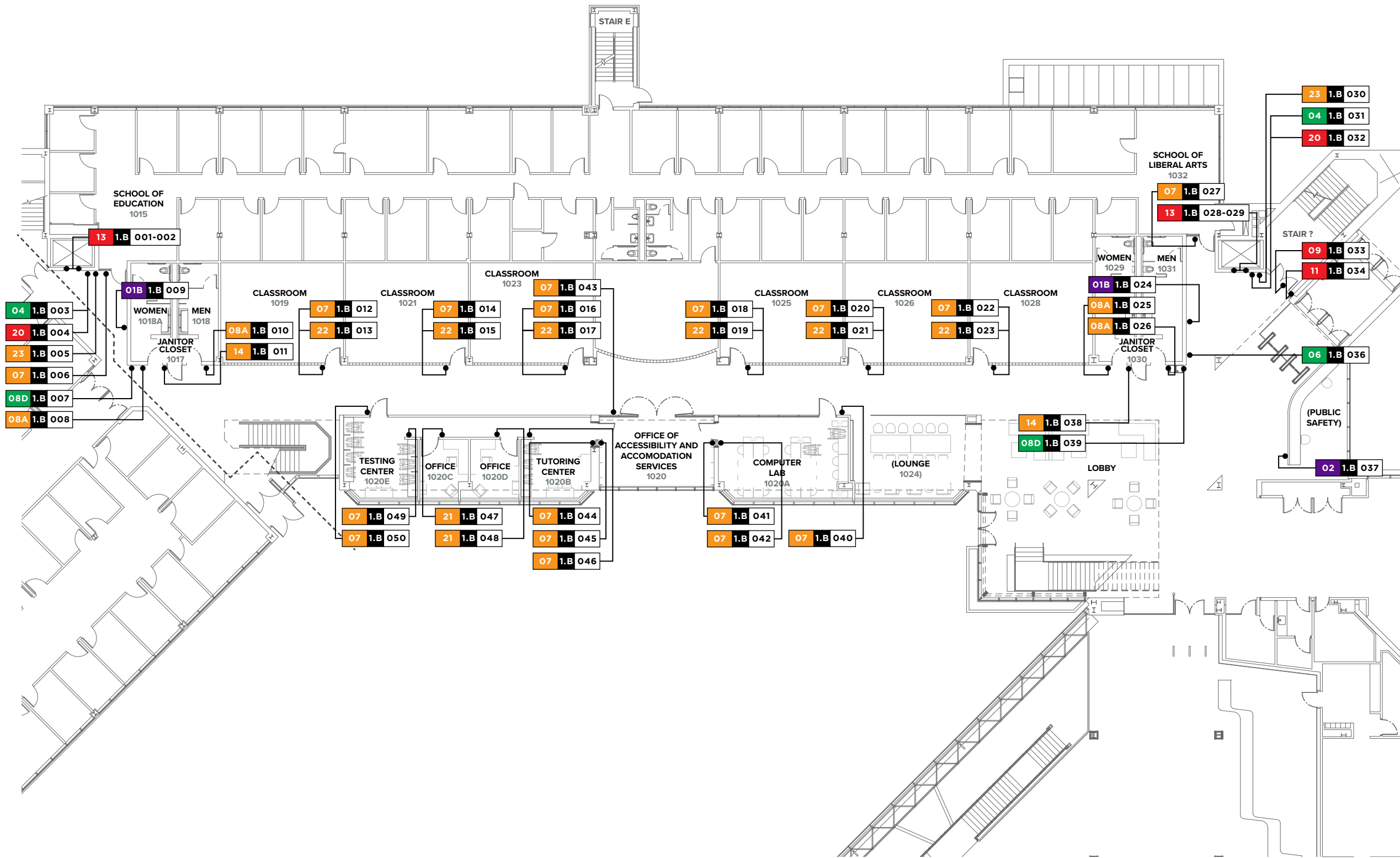


KEY



SIGN LOCATION PLAN

LEVEL 1, SECTOR B



EXTERIOR

EX-1 BRAND ID AT ENTRANCE

MAJOR SPACE IDENTIFICATION / BRAND SIGNAGE

- 01A DIMENSIONAL DEPARTMENT ID, 6" CH.
- 01B DIMENSIONAL DEPARTMENT ID, 4" CH.
- 02 INTERIOR BRAND ID
- 03 FOUNDER QUOTE

WAYFINDING

- 04 LEVEL DIRECTORY
- 06 DIRECTIONAL
- 08D RESTROOM ID FLAGMOUNTED
- 22B CLASSROOM ID FLAGMOUNTED

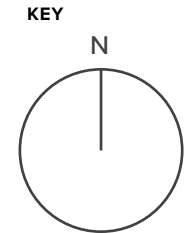
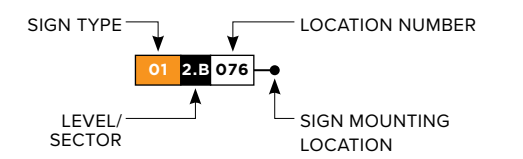
ROOM SIGNS

- 07 ROOM ID
- 08A RESTROOM ID (MEN/WOMEN)
- 14 UTILITY ID
- 15 ROOF ID
- 16 REGULATORY ID
- 21 OFFICE ID
- 22 CLASSROOM INSERT HOLDER
- 23 INSERT HOLDER
- 24 PUSH/PULL

CODE SIGNS

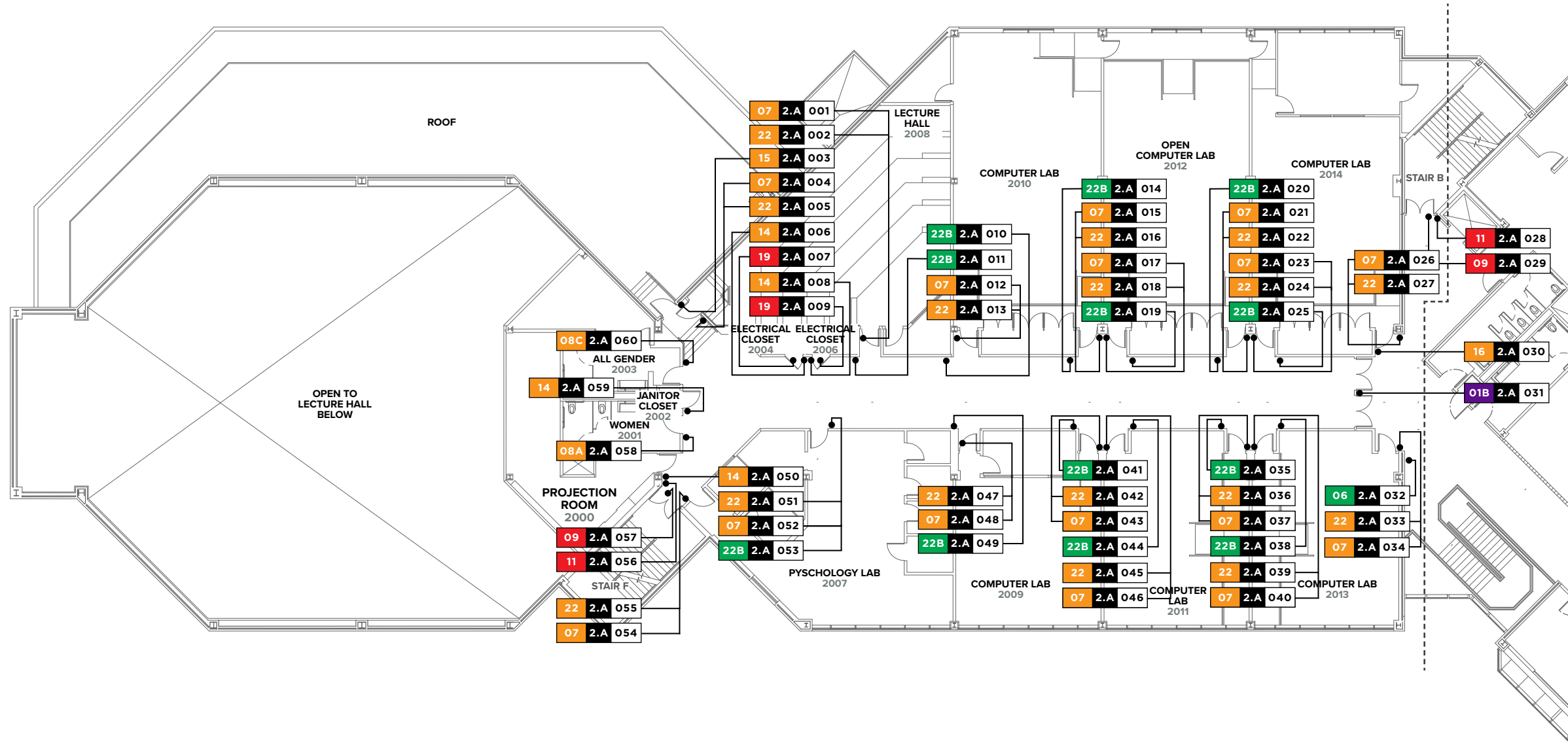
- 09 STAIR ID (OCCUPANCY)
- 11 EXIT STAIR ID
- 12 EMERGENCY EXIT ID
- 13 ELEVATOR JAMB ID
- 19 FIRE REGULATORY
- 20 ELEVATOR EGRESS

SIGN LOCATION LEGEND



SIGN LOCATION PLAN

LEVEL 2, SECTOR A



EXTERIOR

EX-1 BRAND ID AT ENTRANCE

MAJOR SPACE IDENTIFICATION / BRAND SIGNAGE

- 01A DIMENSIONAL DEPARTMENT ID, 6" CH.
- 01B DIMENSIONAL DEPARTMENT ID, 4" CH.
- 02 INTERIOR BRAND ID
- 03 FOUNDER QUOTE

WAYFINDING

- 04 LEVEL DIRECTORY
- 06 DIRECTIONAL
- 08D RESTROOM ID FLAGMOUNTED
- 22B CLASSROOM ID FLAGMOUNTED

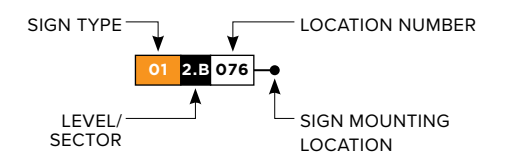
ROOM SIGNS

- 07 ROOM ID
- 08A RESTROOM ID (MEN/WOMEN)
- 14 UTILITY ID
- 15 ROOF ID
- 16 REGULATORY ID
- 21 OFFICE ID
- 22 CLASSROOM INSERT HOLDER
- 23 INSERT HOLDER
- 24 PUSH/PULL

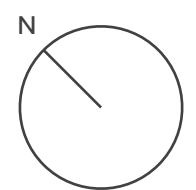
CODE SIGNS

- 09 STAIR ID (OCCUPANCY)
- 11 EXIT STAIR ID
- 12 EMERGENCY EXIT ID
- 13 ELEVATOR JAMB ID
- 19 FIRE REGULATORY
- 20 ELEVATOR EGRESS

SIGN LOCATION LEGEND

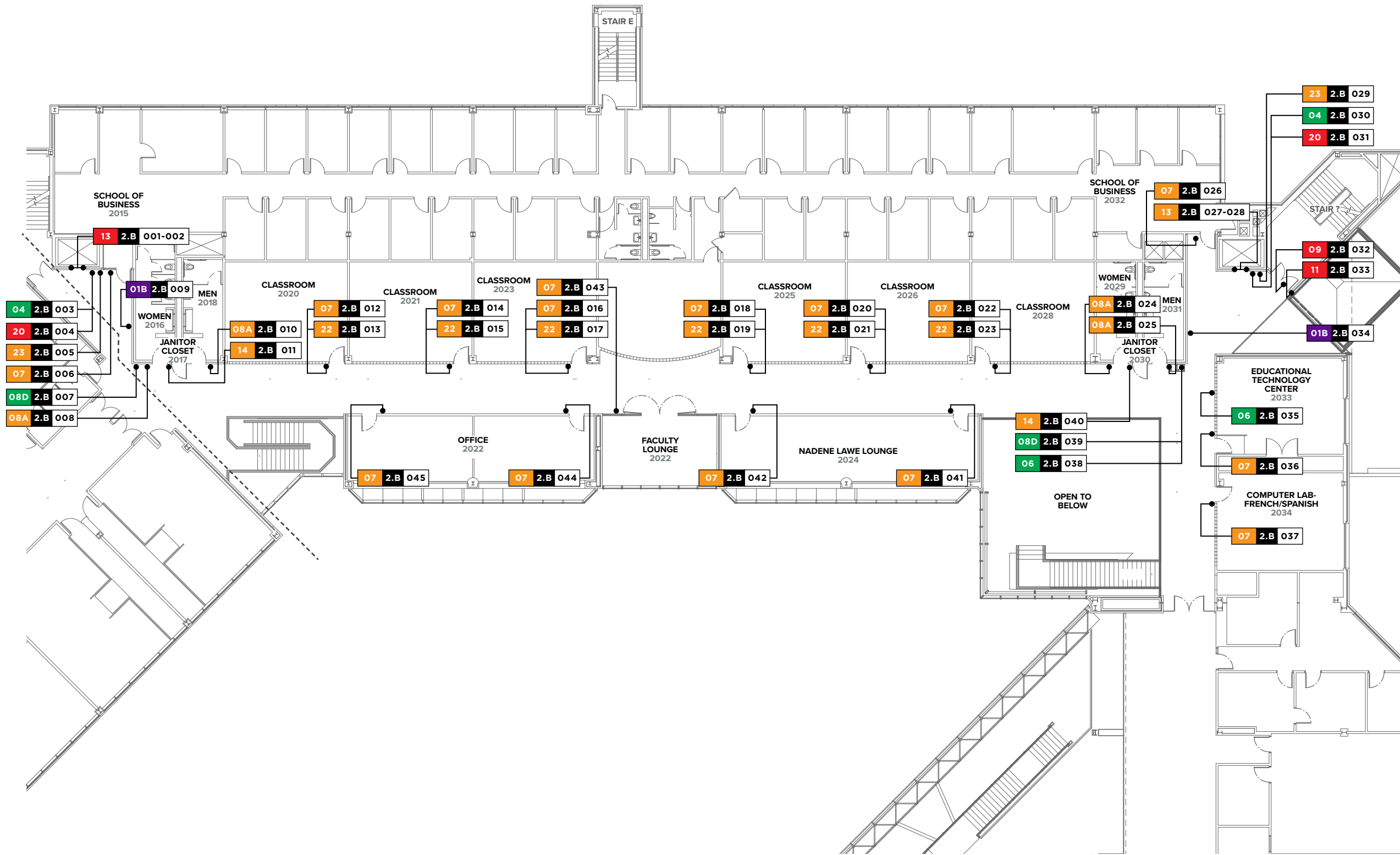


KEY



SIGN LOCATION PLAN

LEVEL 2, SECTOR B



EXTERIOR

EX-1 BRAND ID AT ENTRANCE

MAJOR SPACE IDENTIFICATION / BRAND SIGNAGE

- 01A DIMENSIONAL DEPARTMENT ID, 6" CH.
- 01B DIMENSIONAL DEPARTMENT ID, 4" CH.
- 02 INTERIOR BRAND ID
- 03 FOUNDER QUOTE

WAYFINDING

- 04 LEVEL DIRECTORY
- 06 DIRECTIONAL
- 08D RESTROOM ID FLAGMOUNTED
- 22B CLASSROOM ID FLAGMOUNTED

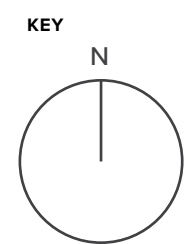
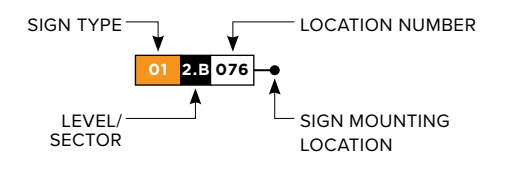
ROOM SIGNS

- 07 ROOM ID
- 08A RESTROOM ID (MEN/WOMEN)
- 14 UTILITY ID
- 15 ROOF ID
- 16 REGULATORY ID
- 21 OFFICE ID
- 22 CLASSROOM INSERT HOLDER
- 23 INSERT HOLDER
- 24 PUSH/PULL

CODE SIGNS

- 09 STAIR ID (OCCUPANCY)
- 11 EXIT STAIR ID
- 12 EMERGENCY EXIT ID
- 13 ELEVATOR JAMB ID
- 19 FIRE REGULATORY
- 20 ELEVATOR EGRESS

SIGN LOCATION LEGEND



MEDGAR EVERS PHRASES QUOTES

DISTRACTION MARKS

& EXISTING SIGNAGE

WAYFINDING PLAN FIRST FLOOR

MEC PHRASES QUOTES - DISTRACTION MARKS & EXIST. SIGNATE

- LEGEND**
- DESTINATION LOCATIONS
 - OFFICES / OUT OF SCOPE
 - ELEVATORS & STAIRS
 - RESTROOMS
 - ARRIVAL
 - PEDESTRIAN TRAFFIC
 - DIRECTIONAL SIGNAGE
 - RESTROOM ID FLAG
 - DIMENSIONAL LETTERS
 - DIMENSIONAL (?) QUOTES
 - EXTERIOR BRAND ID



Medgar Evers quote
See Photo #4



Distraction Marks
See Photo #6



Existing Signage (MEC will provide it to the Vendor for installation)
See added Photo #9

Medgar Evers quote
See Photo #1




Distraction Marks
See added Photo #8



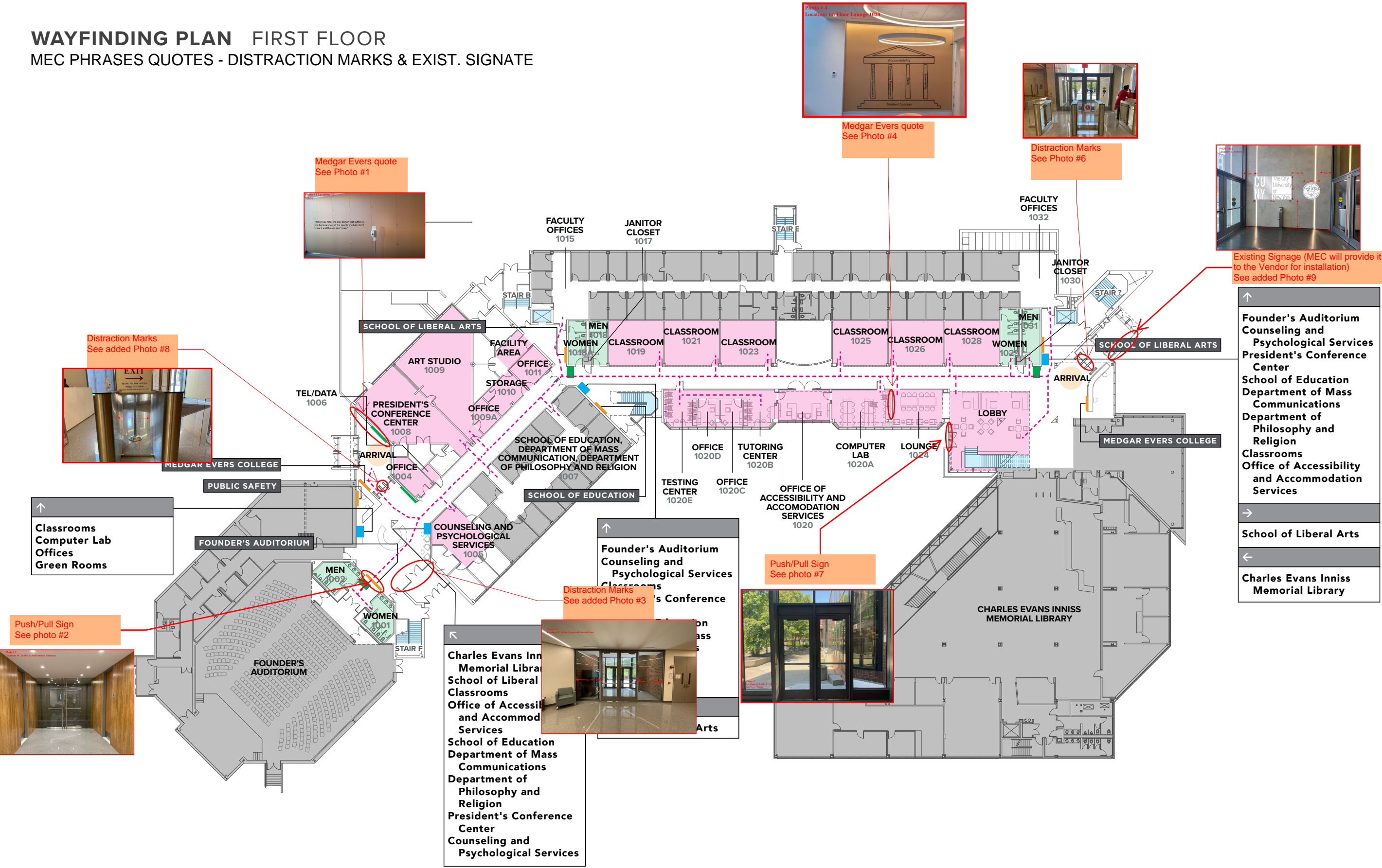
Push/Pull Sign
See photo #2



Distraction Marks
See added Photo #3




Push/Pull Sign
See photo #7

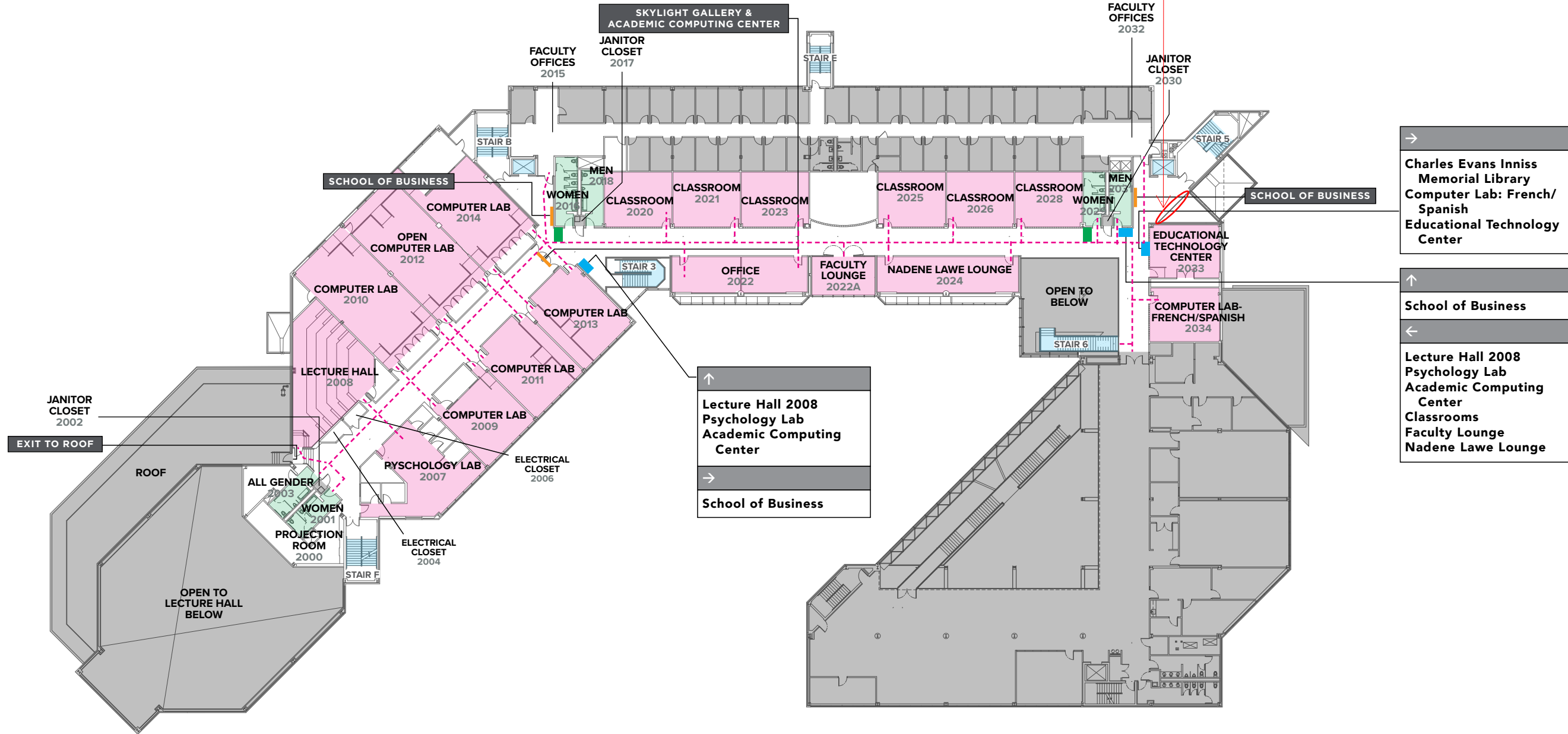


FOR INFORMATION & LOCATION ONLY

WAYFINDING PLAN SECOND FLOOR
 MEC PHRASES QUOTES - DISTRACTION MARKS & EXIST. SIGNATE
 MEC TO CONFIRM ALL MESSAGES FOR WAYFINDING.



Medgar Evers quote
See Photo #5




LEGEND

- DESTINATION LOCATIONS
- OFFICES / OUT OF SCOPE
- ELEVATORS & STAIRS
- RESTROOMS
- ARRIVAL
- PEDESTRIAN TRAFFIC
- DIRECTIONAL SIGNAGE
- RESTROOM ID FLAG
- DIMENSIONAL LETTERS
- DIMENSIONAL (?) QUOTES
- EXTERIOR BRAND ID

FOR INFORMATION &
LOCATION ONLY

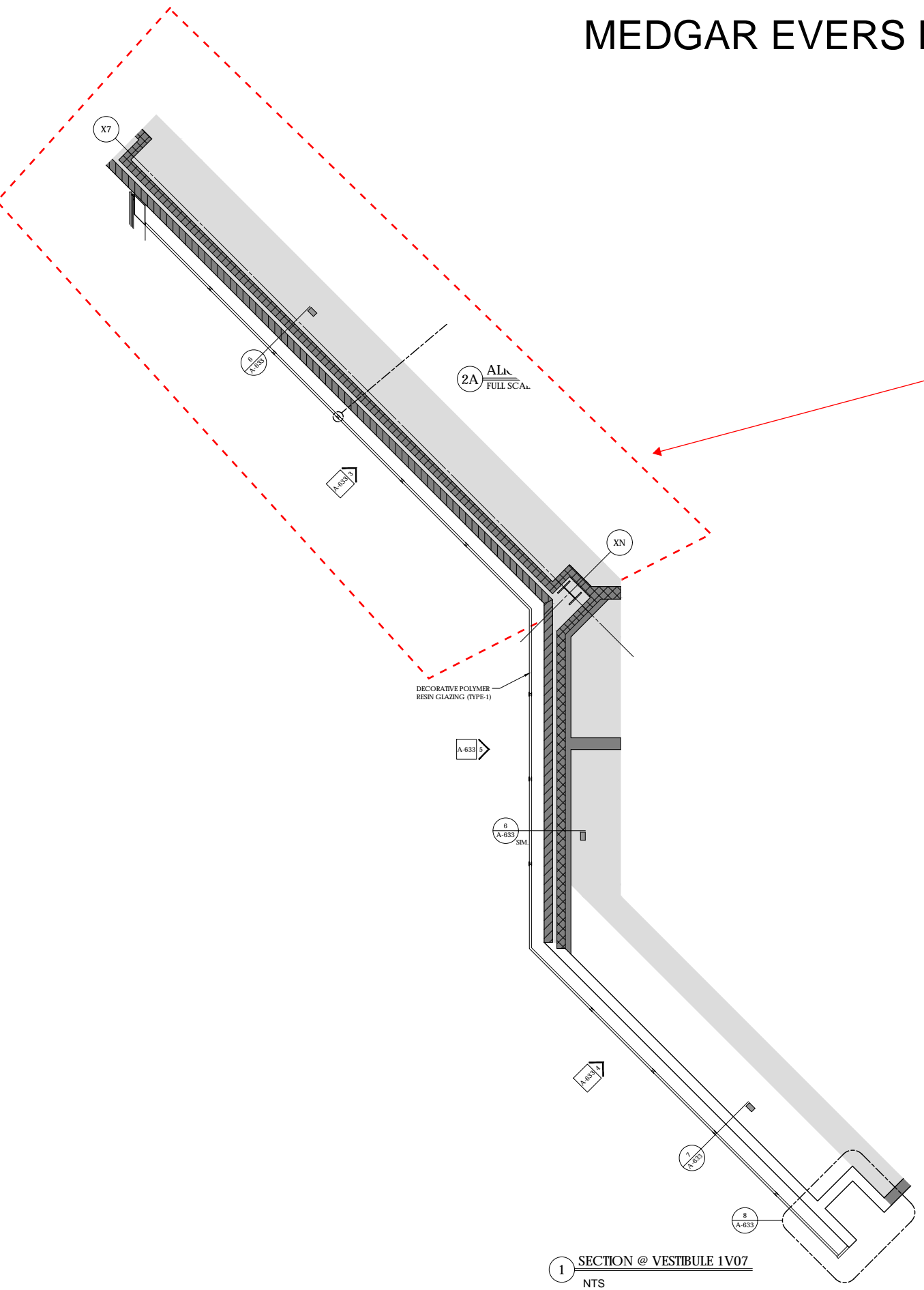
MEC Distraction Markings



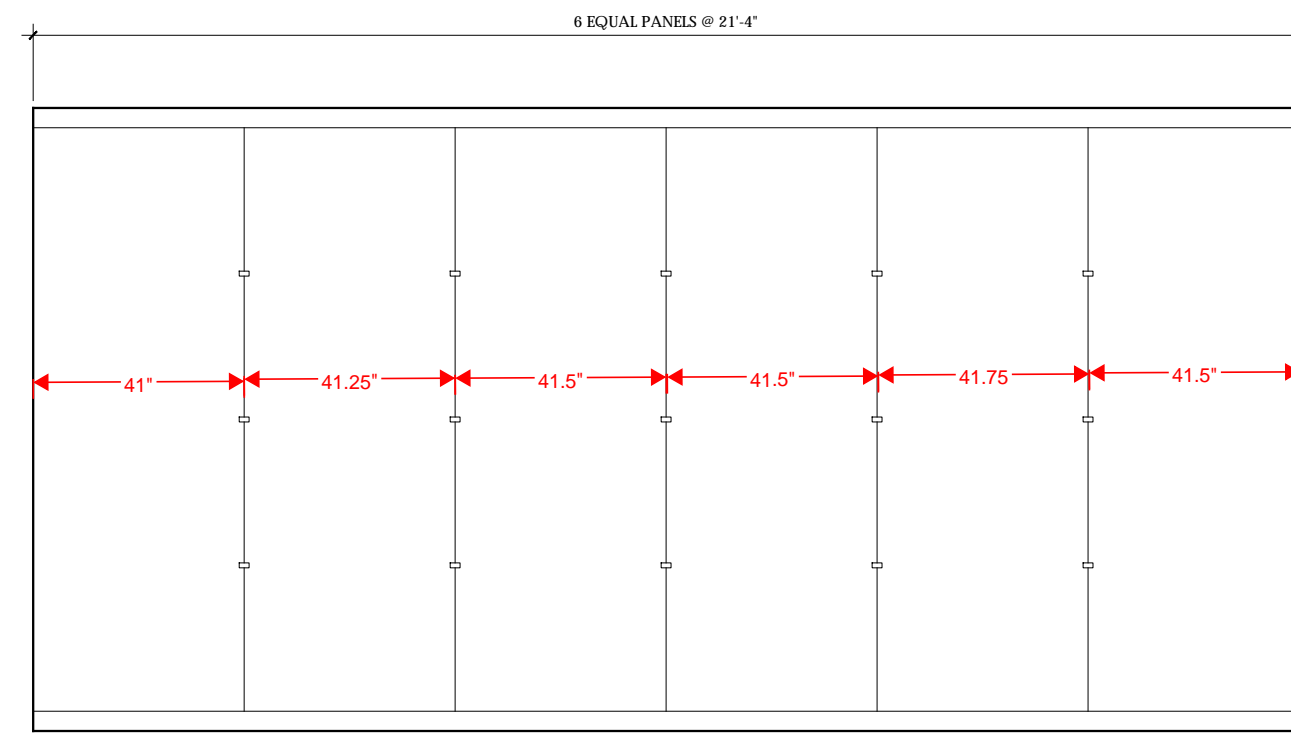
CONTRACTOR TO FURNISH AND INSTALL DISTRACTION MARKING @ 3 Locations (Photos # 3, #6 & #8) Total of 26LF+/-

FOR INFORMATION &
LOCATION ONLY

MEDGAR EVERS PHRASES QUOTE - WEST LOBBY



FOR INFORMATION & LOCATION ONLY



3 BACKLIT RESIN PANEL WALL ELEVATION
NTS

Photo # 2
Location: W. Lobby @ Auditorium Entrance

**WEST LOBBY @ AUDITORIUM
ENTRANCE - PUSH AND PULL SIGNS**



WEST LOBBY COURTYARD DOORS - DISTRACTION MARKINGS

REFER TO PHOTO #3



FOR INFORMATION &
LOCATION ONLY

MEDGAR EVERS PHRASES QUOTE - 1st FL LOUNGE 1024


REFER TO PHOTO #4



ONLY FOR REFERENCE
NOT FOR CONSTRUCTION

MEDGAR EVERS PHRASES QUOTE - EAST LOBBY

REFER TO PHOTO #5



FOR INFORMATION &
LOCATION ONLY

EAST LOBBY - TURNSTYLE FIXED GLAZING - DISTRACTION MARKS



FOR INFORMATION &
LOCATION ONLY

EAST LOBBY @ COURTYARD
DOORS - PUSH/PULL SIGNS

Photo # 7
Location: W. Lobby E. Lobby @
Courtyard Doors



WEST LOBBY - DISTRACTION MARKS

ADDED PHOTO#8



FOR INFORMATION &
LOCATION ONLY

EAST LOBBY VESTIBULE - INSTALLATION LOCATION

PHOTO #9
Location: E. Entrance



FOR INFORMATION &
LOCATION ONLY

EAST LOBBY VESTIBULE - SIGNAGE PHOTOGRAPHS
(The signage will be provide by MEC)



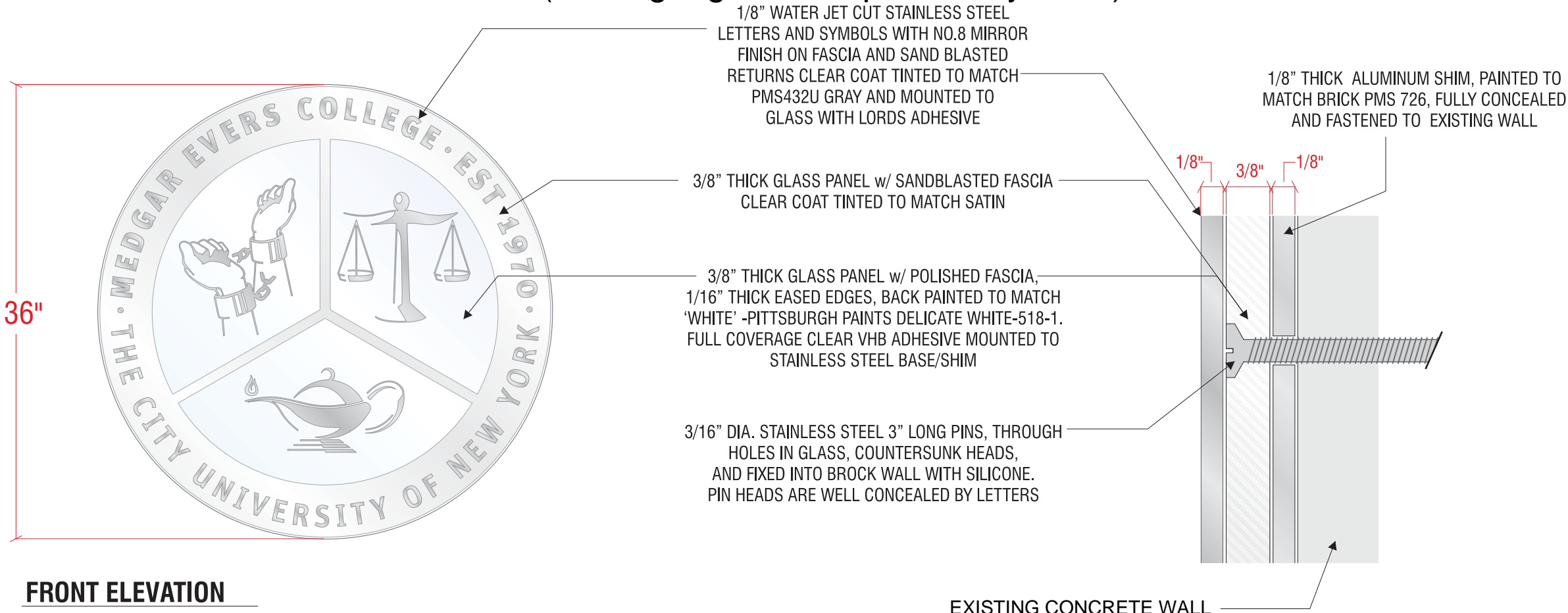
PHOTO 9A



PHOTO 9B


EAST LOBBY VESTIBULE - SIGNAGE DETAILS

(The signage will be provide by MEC)



FRONT ELEVATION

SECTION VIEW



FRONT ELEVATION

FOR INFORMATION & LOCATION ONLY